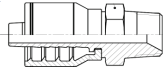


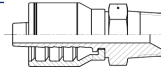
## F2-0402-PM

0402 NPT MALE



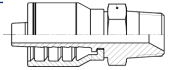
## F2-0404-PM

0404 NPT MALE



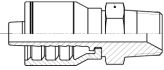
## F2-0406-PM

0406 NPT MALE



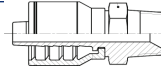
## F2-0408-PM

0408 NPT MALE



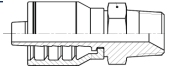
## F2-0604-PM

0604 NPT MALE



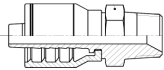
## F2-0606-PM

0606 NPT MALE



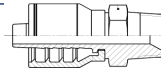
## F2-0608-PM

0608 NPT MALE



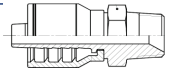
## F2-0806-PM

0806 NPT MALE



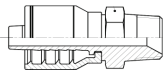
## F2-0808-PM

0808 NPT MALE



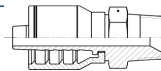
## F2-0812-PM

0812 NPT MALE



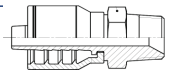
## F2-1008-PM

1008 NPT MALE



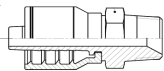
## F2-1012-PM

1012 NPT MALE



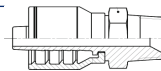
## F2-1208-PM

1208 NPT MALE



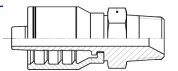
## F2-1212-PM

1212 NPT MALE



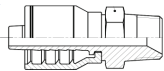
## F2-1216-PM

1216 NPT MALE



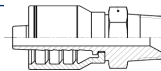
## F2-1612-PM

1612 NPT MALE



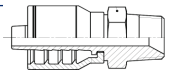
## F2-1616-PM

1616 NPT MALE



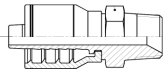
## F2-1620-PM

1620 NPT MALE



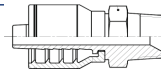
## F2-0404-PM-S

0404 NPT MALE  
STAINLESS STEEL



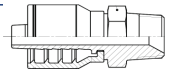
## F2-0606-PM-S

0606 NPT MALE  
STAINLESS STEEL



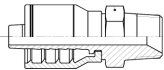
## F2-0808-PM-S

0808 NPT MALE  
STAINLESS STEEL



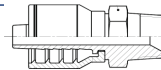
## F2-1212-PM-S

1212 NPT MALE  
STAINLESS STEEL



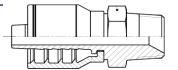
## F2-1616-PM-S

1616 NPT MALE  
STAINLESS STEEL



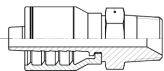
## F2-0406-PM-X

0406 NPT MALE  
EXTENDED



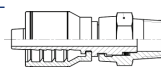
## F2-0606-PM-X

0606 NPT MALE  
EXTENDED



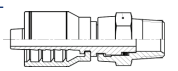
## F2-0402-PMS

0402 NPT MALE SWIVEL



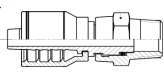
## F2-0404-PMS

0404 NPT MALE SWIVEL



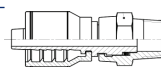
## F2-0406-PMS

0406 NPT MALE SWIVEL



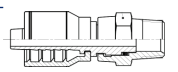
## F2-0604-PMS

0604 NPT MALE SWIVEL



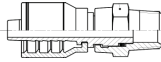
## F2-0606-PMS

0606 NPT MALE SWIVEL



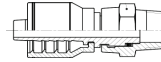
## F2-0608-PMS

0608 NPT MALE SWIVEL



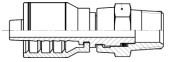
## F2-0806-PMS

0806 NPT MALE SWIVEL



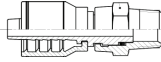
## F2-0808-PMS

0808 NPT MALE SWIVEL



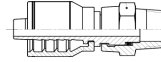
## F2-1212-PMS

1212 NPT MALE SWIVEL



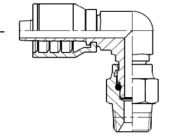
## F2-1616-PMS

1616 NPT MALE SWIVEL



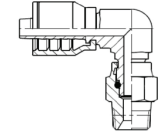
## F2-0404-PMS90-B

0404 NPT MALE SWIVEL  
90° BLOCK BEND



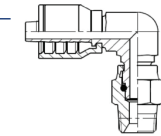
## F2-0406-PMS90-B

0406 NPT MALE SWIVEL  
90° BLOCK BEND



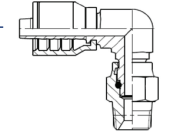
## F2-0604-PMS90-B

0604 NPT MALE SWIVEL  
90° BLOCK BEND



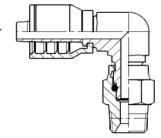
## F2-0606-PMS90-B

0606 NPT MALE SWIVEL  
90° BLOCK BEND



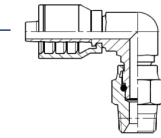
## F2-0608-PMS90-B

0608 NPT MALE SWIVEL  
90° BLOCK BEND



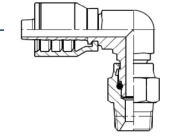
## F2-0808-PMS90-B

0808 NPT MALE SWIVEL  
90° BLOCK BEND



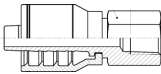
## F2-1212-PMS90-B

1212 NPT MALE SWIVEL  
90° BLOCK BEND



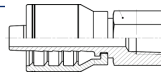
## F2-0402-PF

0402 NPT SOLID  
FEMALE



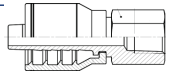
## F2-0404-PF

0404 NPT SOLID  
FEMALE



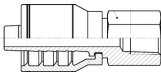
## F2-0406-PF

0406 NPT SOLID  
FEMALE



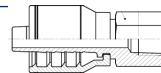
## F2-0606-PF

0606 NPT SOLID  
FEMALE



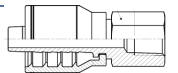
## F2-0608-PF

0608 NPT SOLID  
FEMALE



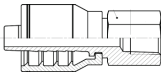
## F2-0808-PF

0808 NPT SOLID  
FEMALE



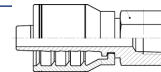
## F2-1010-PF

1010 NPT SOLID FEMALE



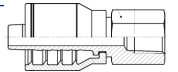
## F2-1012-PF

1212 NPT SOLID FEMALE



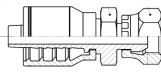
## F2-1212-PF

1212 NPT SOLID FEMALE



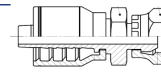
## F2-0404-PFS

0404 NPSM FEMALE  
SWIVEL



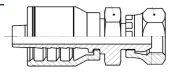
## F2-0606-PFS

0606 NPSM FEMALE  
SWIVEL



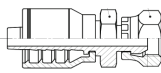
## F2-0608-PFS

0608 NPSM FEMALE  
SWIVEL



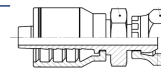
## F2-0808-PFS

0808 NPSM FEMALE  
SWIVEL



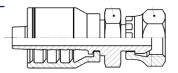
## F2-1212-PFS

1212 NPSM FEMALE  
SWIVEL



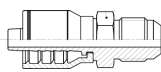
## F2-1616-PFS

1616 NPSM FEMALE  
SWIVEL



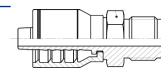
## F2-0404-JM

0404 JIC MALE



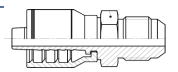
## F2-0405-JM

0405 JIC MALE



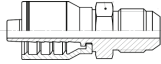
## F2-0406-JM

0406 JIC MALE



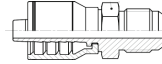
## F2-0606-JM

0606 JIC MALE



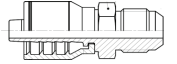
## F2-0608-JM

0608 JIC MALE



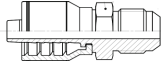
## F2-0610-JM

0610 JIC MALE



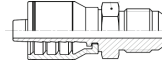
## F2-0806-JM

0806 JIC MALE



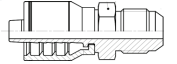
## F2-0808-JM

0808 JIC MALE



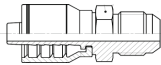
## F2-0810-JM

0810 JIC MALE



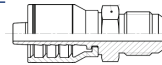
## F2-0812-JM

0812 JIC MALE



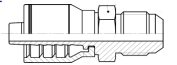
## F2-1010-JM

1010 JIC MALE



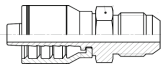
## F2-1012-JM

1012 JIC MALE



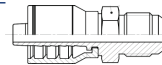
## F2-1212-JM

1212 JIC MALE



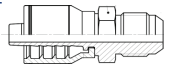
## F2-1214-JM

1214 JIC MALE



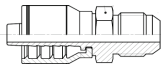
## F2-1216-JM

1216 JIC MALE



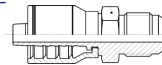
## F2-1616-JM

1616 JIC MALE



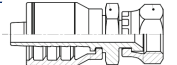
## F2-1620-JM

1620 JIC MALE



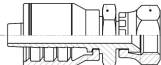
## F2-0404-JFS

0404 JIC FEMALE SWIVEL



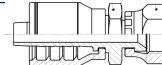
## F2-0405-JFS

0405 JIC FEMALE SWIVEL



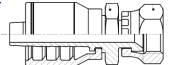
## F2-0406-JFS

0406 JIC FEMALE SWIVEL



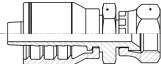
## F2-0408-JFS

0408 JIC FEMALE SWIVEL



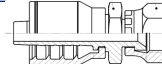
## F2-0604-JFS

0604 JIC FEMALE SWIVEL



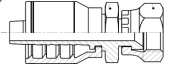
## F2-0606-JFS

0606 JIC FEMALE SWIVEL



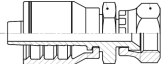
## F2-0608-JFS

0608 JIC FEMALE SWIVEL



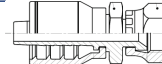
## F2-0610-JFS

0610 JIC FEMALE SWIVEL



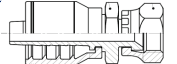
## F2-0806-JFS

0806 JIC FEMALE SWIVEL



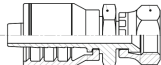
## F2-0808-JFS

0808 JIC FEMALE SWIVEL



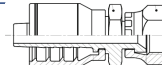
## F2-0810-JFS

0810 JIC FEMALE SWIVEL



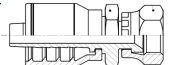
## F2-0812-JFS

0812 JIC FEMALE SWIVEL



## F2-1008-JFS

1008 JIC FEMALE SWIVEL



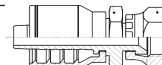
## F2-1010-JFS

1010 JIC FEMALE SWIVEL



## F2-1012-JFS

1012 JIC FEMALE SWIVEL



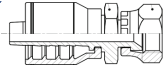
## F2-1210-JFS

1210 JIC FEMALE SWIVEL



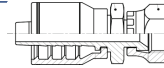
## F2-1212-JFS

1212 JIC FEMALE SWIVEL



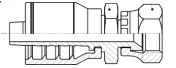
## F2-1214-JFS

1214 JIC FEMALE SWIVEL



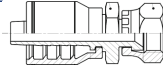
## F2-1216-JFS

1216 JIC FEMALE SWIVEL



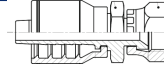
## F2-1612-JFS

1612 JIC FEMALE SWIVEL



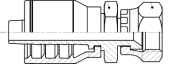
## F2-1616-JFS

1616 JIC FEMALE SWIVEL



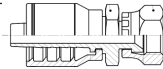
## F2-1620-JFS

1620 JIC FEMALE SWIVEL



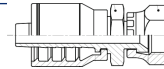
## F2-0404-JFS-S

0404 JIC FEMALE  
SWIVEL STAINLESS  
STEEL



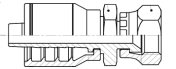
## F2-0606-JFS-S

0606 JIC FEMALE  
SWIVEL STAINLESS  
STEEL



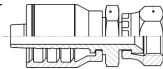
## F2-0808-JFS-S

0808 JIC FEMALE  
SWIVEL STAINLESS  
STEEL



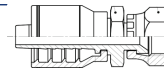
## F2-1212-JFS-S

1212 JIC FEMALE SWIVEL  
STAINLESS STEEL



## F2-1616-JFS-S

1616 JIC FEMALE SWIVEL  
STAINLESS STEEL



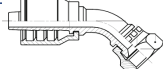
## F2-0404-JFS45M

0404 JIC FEMALE  
SWIVEL 45° BENT TUBE  
MEDIUM DROP



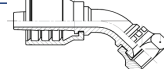
## F2-0405-JFS45M

0405 JIC FEMALE  
SWIVEL 45° BENT TUBE  
MEDIUM DROP



## F2-0406-JFS45M

0406 JIC FEMALE  
SWIVEL 45° BENT TUBE  
MEDIUM DROP



## F2-0606-JFS45M

0606 JIC FEMALE  
SWIVEL 45° BENT TUBE  
MEDIUM DROP



## F2-0608-JFS45M

0608 JIC FEMALE  
SWIVEL 45° BENT TUBE  
MEDIUM DROP



## F2-0808-JFS45M

0808 JIC FEMALE  
SWIVEL 45° BENT TUBE  
MEDIUM DROP



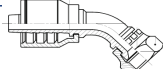
## F2-0810-JFS45M

0810 JIC FEMALE  
SWIVEL 45° BENT TUBE  
MEDIUM DROP



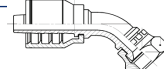
## F2-1010-JFS45M

1010 JIC FEMALE SWIVEL  
45° BENT TUBE MEDIUM  
DROP



## F2-1012-JFS45M

1012 JIC FEMALE SWIVEL  
45° BENT TUBE MEDIUM  
DROP



## F2-1212-JFS45M

1212 JIC FEMALE SWIVEL  
45° BENT TUBE MEDIUM  
DROP



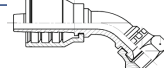
## F2-1216-JFS45M

1216 JIC FEMALE SWIVEL  
45° BENT TUBE MEDIUM  
DROP



## F2-1616-JFS45M

1616 JIC FEMALE SWIVEL  
45° BENT TUBE MEDIUM  
DROP



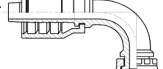
## F2-0404-JFS90S

0404 JIC FEMALE  
SWIVEL 90° BENT TUBE  
SHORT DROP



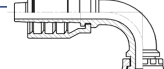
## F2-0405-JFS90S

0405 JIC FEMALE  
SWIVEL 90° BENT TUBE  
SHORT DROP



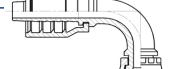
## F2-0406-JFS90S

0406 JIC FEMALE  
SWIVEL 90° BENT TUBE  
SHORT DROP



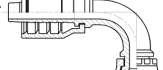
## F2-0604-JFS90S

0604 JIC FEMALE  
SWIVEL 90° BENT TUBE  
SHORT DROP



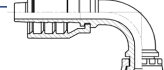
## F2-0606-JFS90S

0606 JIC FEMALE  
SWIVEL 90° BENT TUBE  
SHORT DROP



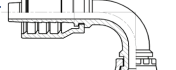
## F2-0608-JFS90S

0608 JIC FEMALE  
SWIVEL 90° BENT TUBE  
SHORT DROP



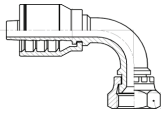
## F2-0806-JFS90S

0806 JIC FEMALE  
SWIVEL 90° BENT TUBE  
SHORT DROP



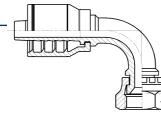
## F2-0808-JFS90S

0808 JIC FEMALE  
SWIVEL 90° BENT TUBE  
SHORT DROP



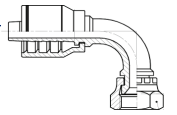
## F2-0810-JFS90S

0810 JIC FEMALE  
SWIVEL 90° BENT TUBE  
SHORT DROP



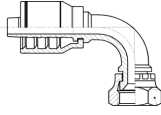
## F2-0812-JFS90S

0812 JIC FEMALE SWIVEL  
90° BENT TUBE SHORT  
DROP



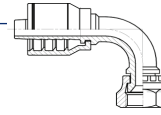
## F2-1008-JFS90S

1008 JIC FEMALE  
SWIVEL 90° BENT TUBE  
SHORT DROP



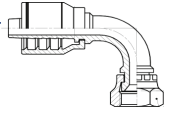
## F2-1010-JFS90S

1010 JIC FEMALE  
SWIVEL 90° BENT TUBE  
SHORT DROP



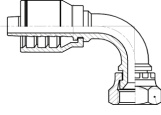
## F2-1012-JFS90S

1012 JIC FEMALE SWIVEL  
90° BENT TUBE SHORT  
DROP



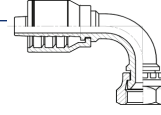
## F2-1210-JFS90S

1210 JIC FEMALE SWIVEL  
90° BENT TUBE SHORT  
DROP



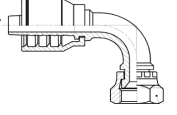
## F2-1212-JFS90S

1212 JIC FEMALE SWIVEL  
90° BENT TUBE SHORT  
DROP



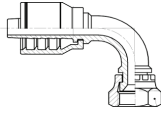
## F2-1216-JFS90S

1216 JIC FEMALE SWIVEL  
90° BENT TUBE SHORT  
DROP



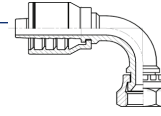
## F2-1616-JFS90S

1616 JIC FEMALE SWIVEL  
90° BENT TUBE SHORT  
DROP



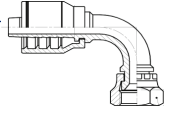
## F2-1620-JFS90S

1620 JIC FEMALE SWIVEL  
90° BENT TUBE SHORT  
DROP



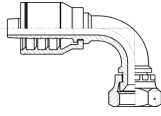
## F2-0404-JFS90S

0404 JIC FEMALE  
SWIVEL 90° BENT TUBE  
STAINLESS STEEL



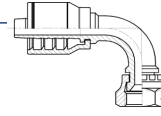
## F2-0606-JFS90S

0606 JIC FEMALE  
SWIVEL 90° BENT TUBE  
STAINLESS STEEL



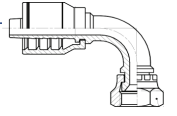
## F2-0808-JFS90S

0808 JIC FEMALE  
SWIVEL 90° BENT TUBE  
STAINLESS STEEL



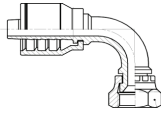
## F2-1212-JFS90S

1212 JIC FEMALE  
SWIVEL 90° BENT TUBE  
STAINLESS STEEL



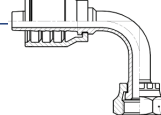
## F2-1616-JFS90S

1616 JIC FEMALE  
SWIVEL 90° BENT TUBE  
STAINLESS STEEL



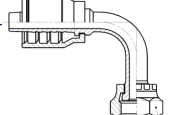
## F2-0404-JFS90L

0404 JIC FEMALE  
SWIVEL 90° BENT TUBE  
LONG DROP



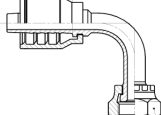
## F2-0406-JFS90L

0406 JIC FEMALE  
SWIVEL 90° BENT TUBE  
LONG DROP



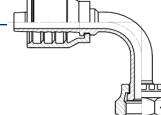
## F2-0606-JFS90L

0606 JIC FEMALE  
SWIVEL 90° BENT TUBE  
LONG DROP



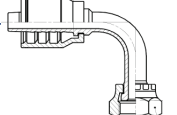
## F2-0608-JFS90L

0608 JIC FEMALE  
SWIVEL 90° BENT TUBE  
LONG DROP



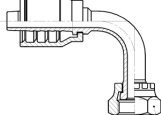
## F2-0808-JFS90L

0808 JIC FEMALE  
SWIVEL 90° BENT TUBE  
LONG DROP



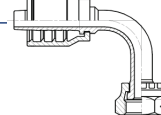
## F2-0810-JFS90L

0810 JIC FEMALE  
SWIVEL 90° BENT TUBE  
LONG DROP



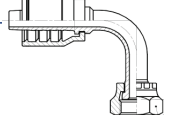
## F2-1010-JFS90L

1010 JIC FEMALE SWIVEL  
90° BENT TUBE LONG  
DROP



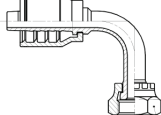
## F2-1012-JFS90L

1012 JIC FEMALE SWIVEL  
90° BENT TUBE LONG  
DROP



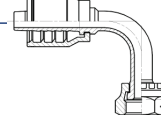
## F2-1212-JFS90L

1212 JIC FEMALE SWIVEL  
90° BENT TUBE LONG  
DROP



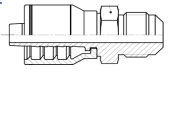
## F2-1616-JFS90L

1616 JIC FEMALE SWIVEL  
90° BENT TUBE LONG  
DROP



## F2-0606-SM

0606 SAE MALE



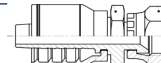
## F2-1212-SM

1212 SAE MALE



## F2-0406-SFS

0406 SAE FEMALE  
SWIVEL



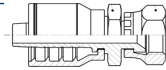
## F2-0606-SFS

0606 SAE FEMALE  
SWIVEL



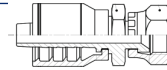
## F2-0808-SFS

0808 SAE FEMALE  
SWIVEL



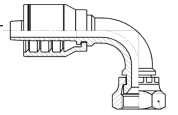
## F2-1212-SFS

1212 SAE FEMALE  
SWIVEL



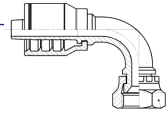
## F2-0606-SFS90

0606 SAE FEMALE  
SWIVEL 90° BENT TUBE  
MEDIUM DROP



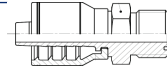
## F2-1212-SFS90

1212 SAE FEMALE  
SWIVEL 90° BENT TUBE  
MEDIUM DROP



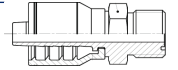
## F2-0404-OM

0404 ORFS MALE



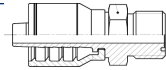
## F2-0406-OM

0406 ORFS MALE



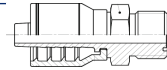
## F2-0606-OM

0606 ORFS MALE



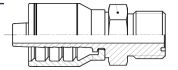
## F2-0608-OM

0608 ORFS MALE



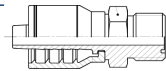
## F2-0610-OM

0610 ORFS MALE



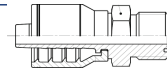
## F2-0808-OM

0808 ORFS MALE



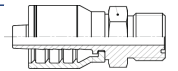
## F2-0810-OM

0810 ORFS MALE



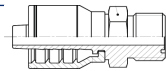
## F2-0812-OM

0812 ORFS MALE



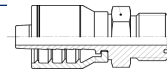
## F2-1010-OM

1010 ORFS MALE



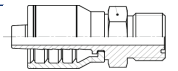
## F2-1012-OM

1012 ORFS MALE



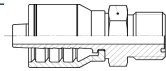
## F2-1212-OM

1212 ORFS MALE



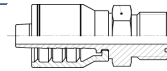
## F2-1216-OM

1216 ORFS MALE



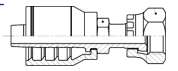
## F2-1616-OM

1616 ORFS MALE



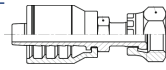
## F2-0404-OFS

0404 ORFS FEMALE  
SWIVEL



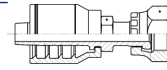
## F2-0406-OFS

0406 ORFS FEMALE  
SWIVEL



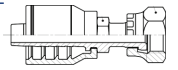
## F2-0408-OFS

0408 ORFS FEMALE  
SWIVEL



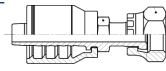
## F2-0604-OFS

0604 ORFS FEMALE  
SWIVEL



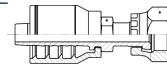
## F2-0606-OFS

0606 ORFS FEMALE  
SWIVEL



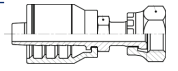
## F2-0608-OFS

0608 ORFS FEMALE  
SWIVEL



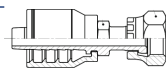
## F2-0806-OFS

0806 ORFS FEMALE  
SWIVEL



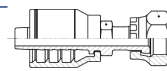
## F2-0808-OFS

0808 ORFS FEMALE  
SWIVEL



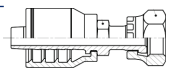
## F2-0810-OFS

0810 ORFS FEMALE  
SWIVEL



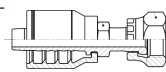
## F2-0812-OFS

0812 ORFS FEMALE  
SWIVEL



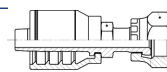
## F2-1008-OFS

1008 ORFS FEMALE  
SWIVEL



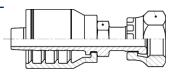
## F2-1010-OFS

1010 ORFS FEMALE  
SWIVEL



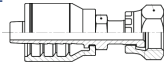
## F2-1012-OFS

1012 ORFS FEMALE  
SWIVEL



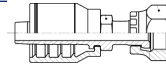
## F2-1210-OFS

1210 ORFS FEMALE  
SWIVEL



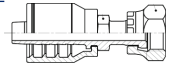
## F2-1212-OFS

1212 ORFS FEMALE  
SWIVEL



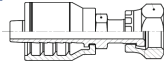
## F2-1216-OFS

1216 ORFS FEMALE  
SWIVEL



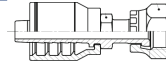
## F2-1612-OFS

1612 ORFS FEMALE  
SWIVEL



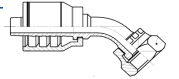
## F2-1616-OFS

1616 ORFS FEMALE  
SWIVEL



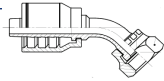
## F2-0404-OFS45M

0404 ORFS FEMALE  
SWIVEL 45° BENT TUBE  
MEDIUM DROP



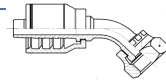
## F2-0406-OFS45M

0406 ORFS FEMALE  
SWIVEL 45° BENT TUBE  
MEDIUM DROP



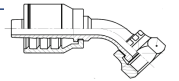
## F2-0604-OFS45M

0604 ORFS FEMALE  
SWIVEL 45° BENT TUBE  
MEDIUM DROP



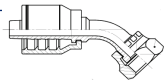
## F2-0606-OFS45M

0606 ORFS FEMALE  
SWIVEL 45° BENT TUBE  
MEDIUM DROP



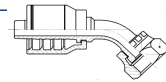
## F2-0608-OFS45M

0608 ORFS FEMALE  
SWIVEL 45° BENT TUBE  
MEDIUM DROP



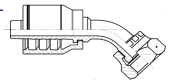
## F2-0806-OFS45M

0806 ORFS FEMALE  
SWIVEL 45° BENT TUBE  
MEDIUM DROP



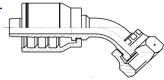
## F2-0808-OFS45M

0808 ORFS FEMALE  
SWIVEL 45° BENT TUBE  
MEDIUM DROP



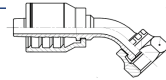
## F2-0812-OFS45M

0812 ORFS FEMALE  
SWIVEL 45° BENT TUBE  
MEDIUM DROP



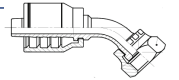
## F2-0810-OFS45M

0810 ORFS FEMALE  
SWIVEL 45° BENT TUBE  
MEDIUM DROP



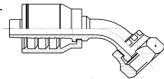
## F2-1010-OFS45M

1010 ORFS FEMALE  
SWIVEL 45° BENT TUBE  
MEDIUM DROP



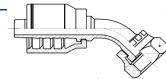
## F2-1012-OFS45M

1012 ORFS FEMALE  
SWIVEL 45° BENT TUBE  
MEDIUM DROP



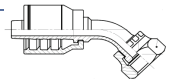
## F2-1210-OFS45M

1210 ORFS FEMALE  
SWIVEL 45° BENT TUBE  
MEDIUM DROP



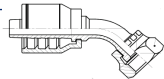
## F2-1212-OFS45M

1212 ORFS FEMALE  
SWIVEL 45° BENT TUBE  
MEDIUM DROP



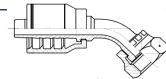
## F2-1216-OFS45M

1216 ORFS FEMALE  
SWIVEL 45° BENT TUBE  
MEDIUM DROP



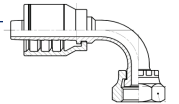
## F2-1616-OFS45M

1616 ORFS FEMALE  
SWIVEL 45° BENT TUBE  
MEDIUM DROP



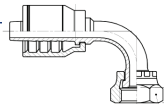
## F2-0404-OFS90S

0404 ORFS FEMALE  
SWIVEL 90° BENT TUBE  
SHORT DROP



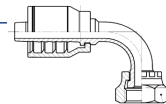
## F2-0406-OFS90S

0406 ORFS FEMALE  
SWIVEL 90° BENT TUBE  
SHORT DROP



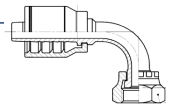
## F2-0604-OFS90S

0604 ORFS FEMALE  
SWIVEL 90° BENT TUBE  
SHORT DROP



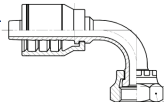
## F2-0606-OFS90S

0606 ORFS FEMALE  
SWIVEL 90° BENT TUBE  
SHORT DROP



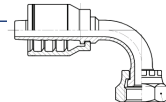
## F2-0608-OFS90S

0608 ORFS FEMALE  
SWIVEL 90° BENT TUBE  
SHORT DROP



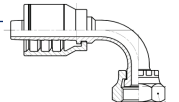
## F2-0806-OFS90S

0806 ORFS FEMALE  
SWIVEL 90° BENT TUBE  
SHORT DROP



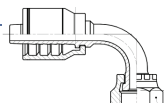
## F2-0808-OFS90S

0808 ORFS FEMALE  
SWIVEL 90° BENT TUBE  
SHORT DROP



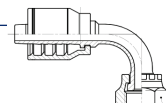
## F2-0810-OFS90S

0810 ORFS FEMALE  
SWIVEL 90° BENT TUBE  
SHORT DROP

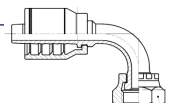


## F2-0812-OFS90S

0812 ORFS FEMALE  
SWIVEL 90° BENT TUBE  
SHORT DROP

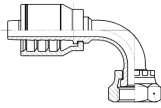


1010 ORFS FEMALE  
SWIVEL 90° BENT TUBE  
SHORT DROP



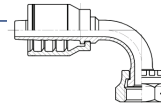
## F2-1012-OFS90S

1012 ORFS FEMALE  
SWIVEL 90° BENT TUBE  
SHORT DROP



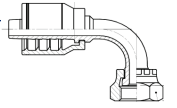
## F2-1212-OFS90S

1212 ORFS FEMALE  
SWIVEL 90° BENT TUBE  
SHORT DROP



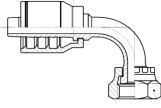
## F2-1216-OFS90S

1216 ORFS FEMALE  
SWIVEL 90° BENT TUBE  
SHORT DROP



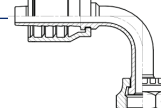
## F2-1616-OFS90S

1616 ORFS FEMALE  
SWIVEL 90° BENT TUBE  
SHORT DROP



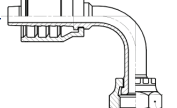
## F2-0404-OFS90L

0404 ORFS FEMALE  
SWIVEL 90° BENT TUBE  
LONG DROP



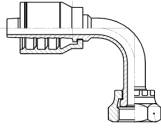
## F2-0406-OFS90L

0406 ORFS FEMALE  
SWIVEL 90° BENT TUBE  
LONG DROP



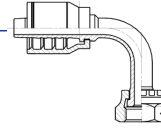
## F2-0606-OFS90L

0606 ORFS FEMALE  
SWIVEL 90° BENT TUBE  
LONG DROP



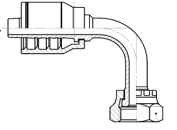
## F2-0608-OFS90L

0608 ORFS FEMALE  
SWIVEL 90° BENT TUBE  
LONG DROP



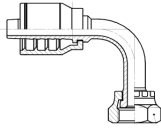
## F2-0808-OFS90L

0808 ORFS FEMALE  
SWIVEL 90° BENT TUBE  
LONG DROP



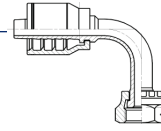
## F2-0810-OFS90L

0810 ORFS FEMALE  
SWIVEL 90° BENT TUBE  
LONG DROP



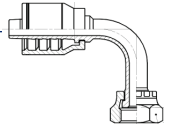
## F2-1010-OFS90L

1010 ORFS FEMALE  
SWIVEL 90° BENT TUBE  
LONG DROP



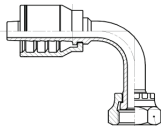
## F2-1012-OFS90L

1012 ORFS FEMALE  
SWIVEL 90° BENT TUBE  
LONG DROP



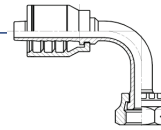
## F2-1212-OFS90L

1212 ORFS FEMALE  
SWIVEL 90° BENT TUBE  
LONG DROP



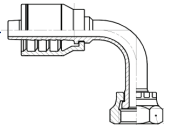
## F2-1216-OFS90L

1216 ORFS FEMALE  
SWIVEL 90° BENT TUBE  
LONG DROP



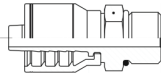
## F2-1616-OFS90L

1616 ORFS FEMALE  
SWIVEL 90° BENT TUBE  
LONG DROP



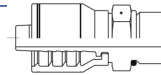
## F2-0404-OBM

0404 ORB MALE



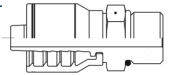
## F2-0405-OBM

0405 ORB MALE



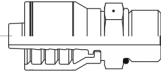
## F2-0406-OBM

0406 ORB MALE



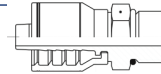
## F2-0606-OBM

0606 ORB MALE



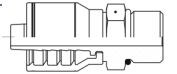
## F2-0405-OBM

0405 ORB MALE



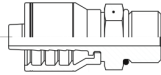
## F2-0608-OBM

0608 ORB MALE



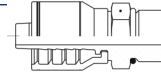
## F2-0610-OBM

0610 ORB MALE



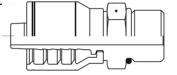
## F2-0808-OBM

0808 ORB MALE



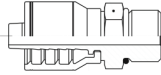
## F2-0810-OBM

0810 ORB MALE



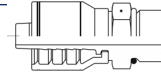
## F2-0812-OBM

0812 ORB MALE



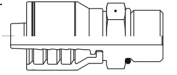
## F2-1010-OBM

1010 ORB MALE



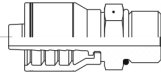
## F2-1012-OBM

1012 ORB MALE



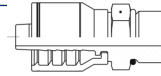
## F2-1212-OBM

1212 ORB MALE



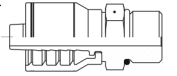
## F2-1216-OBM

1216 ORB MALE



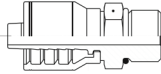
## F2-1616-OBM

1616 ORB MALE



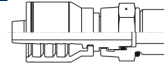
## F2-0404-OBMS

0404 ORB MALE SWIVEL



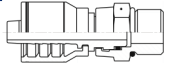
## F2-0406-OBMS

0406 ORB MALE SWIVEL



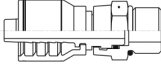
## F2-0606-OBMS

0606 ORB MALE SWIVEL



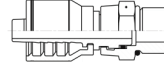
## F2-0608-OBMS

0608 ORB MALE SWIVEL



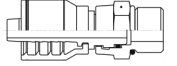
## F2-0808-OBMS

0808 ORB MALE SWIVEL



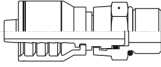
## F2-0810-OBMS

0810 ORB MALE SWIVEL



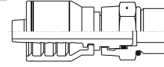
## F2-1010-OBMS

1010 ORB MALE SWIVEL



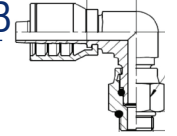
## F2-1212-OBMS

1212 ORB MALE SWIVEL



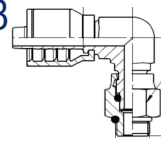
## F2-0606-OBMS90-B

0606 ORB MALE SWIVEL  
90° BLOCK BEND



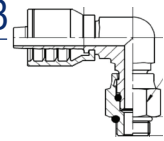
## F2-0608-OBMS90-B

0608 ORB MALE SWIVEL  
90° BLOCK BEND



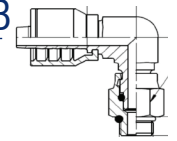
## F2-0610-OBMS90-B

0610 ORB MALE SWIVEL  
90° BLOCK BEND



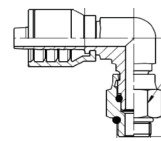
## F2-0808-OBMS90-B

0808 ORB MALE SWIVEL  
90° BLOCK BEND



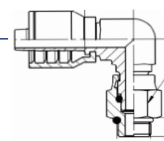
## F2-0810-OBMS90-B

0810 ORB MALE SWIVEL  
90° BLOCK BEND



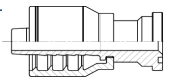
## F2-1212-OBMS90-B

1212 ORB MALE SWIVEL  
90° BLOCK BEND



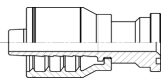
## F2-0808-FL

0808 CODE 61 FLANGE



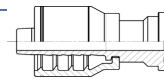
## F2-0810-KFL

0810 CODE 61 KOMATSU  
FLANGE



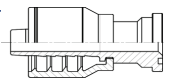
## F2-0812-FL

0812 CODE 61 FLANGE



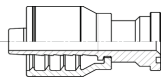
## F2-1010-KFL

1010 CODE 61 KOMATSU  
FLANGE



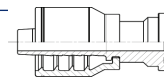
## F2-1212-FL

1212 CODE 61 FLANGE



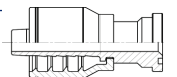
## F2-1216-FL

1216 CODE 61 FLANGE



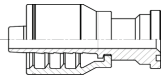
## F2-1616-FL

1616 CODE 61 FLANGE



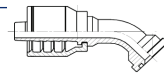
## F2-1620-FL

1620 CODE 61 FLANGE



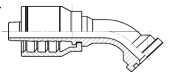
## F2-0808-FL45

0808 CODE 61 FLANGE  
45° BEND



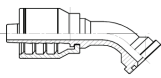
## F2-0812-FL45

0812 CODE 61 FLANGE  
45° BEND



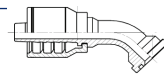
## F2-1010-KFL45

1010 CODE 61 KOMATSU  
FLANGE 45° BEND



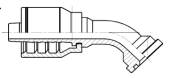
## F2-1212-FL45

1212 CODE 61 FLANGE  
45° BEND



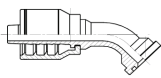
## F2-1216-FL45

1216 CODE 61 FLANGE  
45° BEND



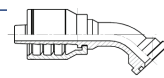
## F2-1616-FL45

1616 CODE 61 FLANGE  
45° BEND



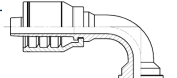
## F2-1620-FL45

1620 CODE 61 FLANGE  
45° BEND



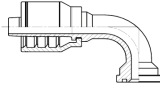
## F2-0808-FL90

0808 CODE 61 FLANGE  
90° BEND



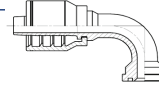
## F2-0812-FL90

0812 CODE 61 FLANGE  
90° BEND



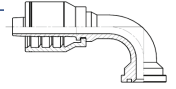
## F2-1010-KFL90

1010 CODE 61 KOMATSU  
FLANGE 90° BEND



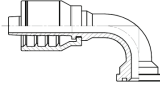
## F2-1012-FL90

1012 CODE 61 FLANGE  
90° BEND



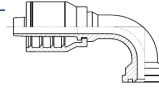
## F2-1212-FL90

1212 CODE 61 FLANGE  
90° BEND



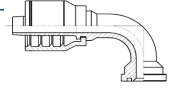
## F2-1216-FL90

1216 CODE 61 FLANGE  
90° BEND



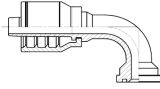
## F2-1616-FL90

1616 CODE 61 FLANGE  
90° BEND



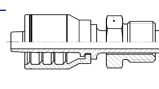
## F2-1620-FL90

1620 CODE 61 FLANGE  
90° BEND



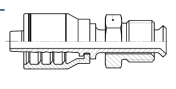
## F2-0404-MIS

0404 MALE INVERTED  
SWIVEL



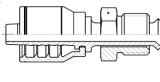
## F2-0405-MIS

0405 MALE INVERTED  
SWIVEL



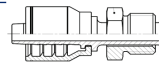
## F2-0605-MIS

0605 MALE INVERTED  
SWIVEL



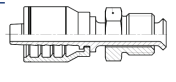
## F2-0606-MIS

0606 MALE INVERTED  
SWIVEL



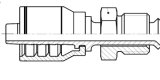
## F2-0607-MIS

0607 MALE INVERTED  
SWIVEL



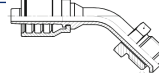
## F2-0808-MIS

0808 MALE INVERTED  
SWIVEL



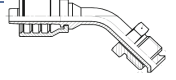
## F2-0404-MIS45

0404 MALE INVERTED  
SWIVEL 45° BENT TUBE



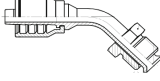
## F2-0604-MIS45

0604 MALE INVERTED  
SWIVEL 45° BENT TUBE



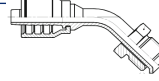
## F2-0605-MIS45

0605 MALE INVERTED  
SWIVEL 45° BENT TUBE



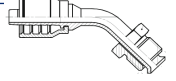
## F2-0606-MIS45

0606 MALE INVERTED  
SWIVEL 45° BENT TUBE



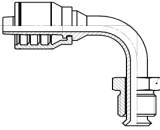
## F2-0808-MIS45

0808 MALE INVERTED  
SWIVEL 45° BENT TUBE



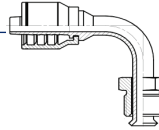
## F2-0404-MIS90

0404 MALE INVERTED  
SWIVEL 90° BENT TUBE



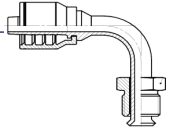
## F2-0405-MIS90

0405 MALE INVERTED  
SWIVEL 90° BENT TUBE



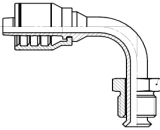
## F2-0604-MIS90

0604 MALE INVERTED  
SWIVEL 90° BENT TUBE



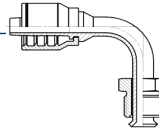
## F2-0606-MIS90

0606 MALE INVERTED  
SWIVEL 90° BENT TUBE



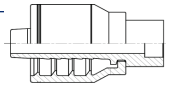
## F2-0808-MIS90

0808 MALE INVERTED  
SWIVEL 90° BENT TUBE



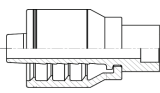
## F2-0404-BRF

0404 BRAZE FEMALE  
SOLID



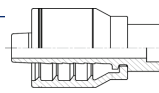
## F2-0606-BRF

0606 BRAZE FEMALE  
SOLID



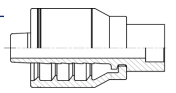
## F2-0808-BRF

0808 BRAZE FEMALE  
SOLID



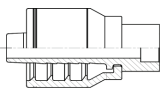
## F2-1010-BRF

1010 BRAZE FEMALE  
SOLID



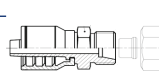
## F2-1212-BRF

1212 BRAZE FEMALE  
SOLID



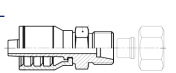
## F2-0404-MFL

0404 MALE FLARELESS



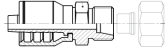
## F2-0405-MFL

0405 MALE FLARELESS



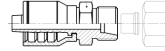
## F2-0604-MFL

0604 MALE FLARELESS



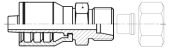
## F2-0605-MFL

0605 MALE FLARELESS



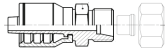
## F2-0606-MFL

0606 MALE FLARELESS



## F2-0608-MFL

0608 MALE FLARELESS



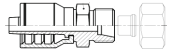
## F2-0808-MFL

0808 MALE FLARELESS



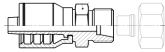
## F2-0810-MFL

0810 MALE FLARELESS



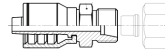
## F2-1212-MFL

1212 MALE FLARELESS



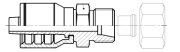
## F2-1216-MFL

1216 MALE FLARELESS



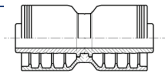
## F2-1616-MFL

1616 MALE FLARELESS



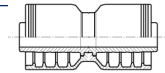
## F2-0404-JNR

0404 JOINER



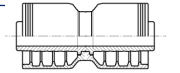
## F2-0606-JNR

0606 JOINER



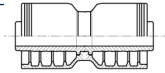
## F2-0808-JNR

0808 JOINER



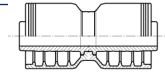
## F2-1010-JNR

1010 JOINER



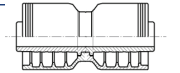
## F2-1212-JNR

1212 JOINER



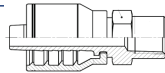
## F2-1616-JNR

1616 JOINER



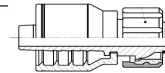
## F2-0408-FG

0408 FEMALE SOLID  
GREASE LINE FITTING



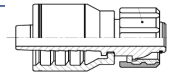
## F2-0422-PWFS

0422 PRESSURE  
WASHER FEMALE  
SWIVEL



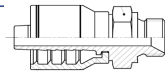
## F2-0622-PWFS

0622 PRESSURE  
WASHER FEMALE  
SWIVEL



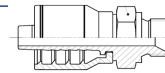
## F2-0402-BPM

0402 BSPP MALE



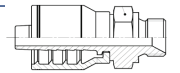
## F2-0404-BPM

0404 BSPP MALE



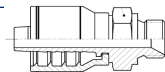
## F2-0604-BPM

0604 BSPP MALE



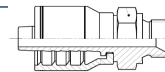
## F2-0606-BPM

0606 BSPP MALE



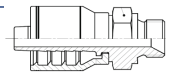
## F2-0608-BPM

0608 BSPP MALE



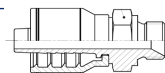
## F2-0806-BPM

0806 BSPP MALE



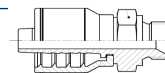
## F2-0808-BPM

0808 BSPP MALE



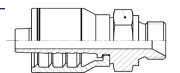
## F2-1010-BPM

1010 BSPP MALE



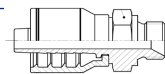
## F2-1212-BPM

1212 BSPP MALE



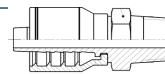
## F2-1616-BPM

1616 BSPP MALE



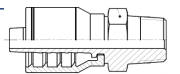
## F2-0404-BTM

0404 BSPT MALE



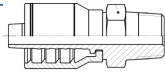
## F2-0606-BTM

0606 BSPT MALE



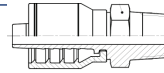
## F2-0608-BTM

0608 BSPT MALE



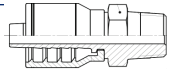
## F2-0808-BTM

0808 BSPT MALE



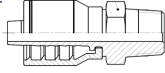
## F2-1010-BTM

1010 BSPT MALE



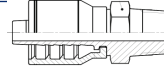
## F2-1212-BTM

1212 BSPT MALE



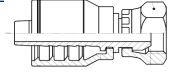
## F2-1616-BTM

1616 BSPT MALE



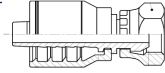
## F2-0402-BFS

0402 BSPP FEMALE  
SWIVEL



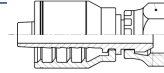
## F2-0404-BFS

0404 BSPP FEMALE  
SWIVEL



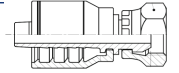
## F2-0406-BFS

0406 BSPP FEMALE  
SWIVEL



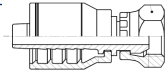
## F2-0604-BFS

0604 BSPP FEMALE  
SWIVEL



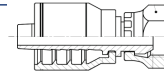
## F2-0606-BFS

0606 BSPP FEMALE  
SWIVEL



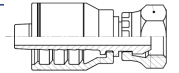
## F2-0608-BFS

0608 BSPP FEMALE  
SWIVEL



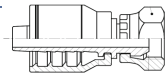
## F2-0806-BFS

0806 BSPP FEMALE  
SWIVEL



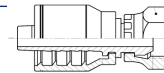
## F2-0808-BFS

0808 BSPP FEMALE  
SWIVEL



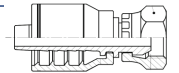
## F2-0810-BFS

0810 BSPP FEMALE  
SWIVEL



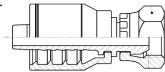
## F2-0812-BFS

0812 BSPP FEMALE  
SWIVEL



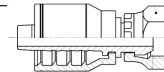
## F2-1010-BFS

1010 BSPP FEMALE  
SWIVEL



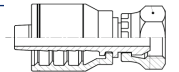
## F2-1012-BFS

1012 BSPP FEMALE  
SWIVEL



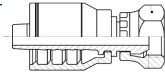
## F2-1212-BFS

1212 BSPP FEMALE  
SWIVEL



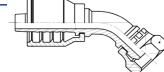
## F2-1616-BFS

1616 BSPP FEMALE  
SWIVEL



## F2-0404-BSPFS45

0404 BSPP FEMALE  
SWIVEL 45° BENT TUBE



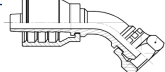
## F2-0606-BSPFS45

0606 BSPP FEMALE  
SWIVEL 45° BENT TUBE



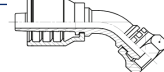
## F2-0808-BSPFS45

0808 BSPP FEMALE  
SWIVEL 45° BENT TUBE



## F2-1010-BSPFS45

1010 BSPP FEMALE  
SWIVEL 45° BENT TUBE



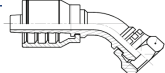
## F2-1212-BSPFS45

1212 BSPP FEMALE  
SWIVEL 45° BENT TUBE



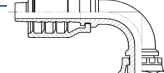
## F2-1616-BSPFS45

1616 BSPP FEMALE  
SWIVEL 45° BENT TUBE



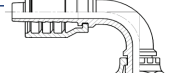
## F2-0404-BSPFS90

0404 BSPP FEMALE  
SWIVEL 90° BENT TUBE



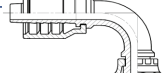
## F2-0406-BSPFS90

0406 BSPP FEMALE  
SWIVEL 90° BENT TUBE



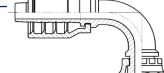
## F2-0606-BSPFS90

0606 BSPP FEMALE  
SWIVEL 90° BENT TUBE



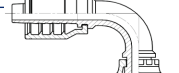
## F2-0608-BSPFS90

0608 BSPP FEMALE  
SWIVEL 90° BENT TUBE



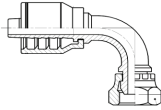
## F2-0808-BSPFS90

0808 BSPP FEMALE  
SWIVEL 90° BENT TUBE



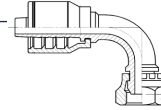
## F2-0810-BSPFS90

0810 BSPP FEMALE  
SWIVEL 90° BENT TUBE



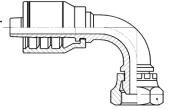
## F2-1010-BSPFS90

1010 BSPP FEMALE  
SWIVEL 90° BENT TUBE



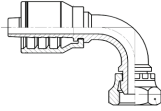
## F2-1212-BSPFS90

1212 BSPP FEMALE  
SWIVEL 90° BENT TUBE



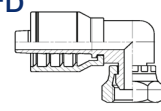
## F2-1616-BSPFS90

1616 BSPP FEMALE  
SWIVEL 90° BENT TUBE



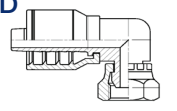
## F2-0404-BSPFS90-B

0404 BSPP FEMALE  
SWIVEL 90° BLOCK  
BEND



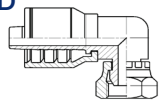
## F2-0606-BSPFS90-B

0606 BSPP FEMALE  
SWIVEL 90° BLOCK  
BEND



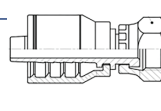
## F2-0808-BSPFS90-B

0808 BSPP FEMALE  
SWIVEL 90° BLOCK  
BEND



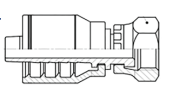
## F2-0606-BFFFS

0606 BSP FEMALE FLAT  
FACE SWIVEL



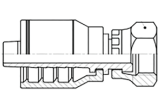
## F2-0608-BFFFS

0608 BSP FEMALE FLAT  
FACE SWIVEL



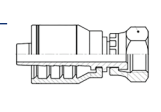
## F2-0808-BFFFS

0808 BSP FEMALE FLAT  
FACE SWIVEL



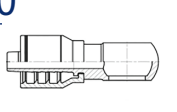
## F2-1212-BFFFS

1212 BSP FEMALE FLAT  
FACE SWIVEL



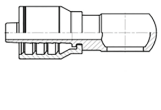
## F2-0404-BSP BANJO

0404 BSP BANJO



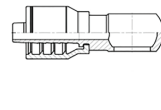
## F2-0406-BSP BANJO

0406 BSP BANJO



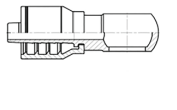
## F2-0606-BSP BANJO

0606 BSP BANJO



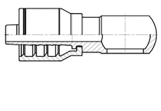
## F2-0608-BSP BANJO

0608 BSP BANJO



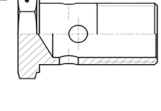
## F2-0808-BSP BANJO

0808 BSP BANJO



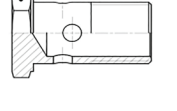
## BB-4

04 BSP BANJO BOLT



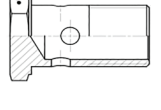
## BB-6

06 BSP BANJO BOLT



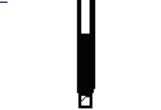
## BB-8

08 BSP BANJO BOLT



## BBS-4

04 BSP BONDED SEAL



## BBS-6

06 BSP BONDED SEAL



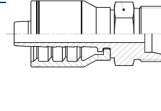
## BBS-8

08 BSP BONDED SEAL



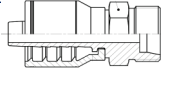
## F2-0412-DLM

0412 x 1.5 DKL MALE



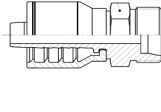
## F2-0414-DLM

0414 x 1.5 DKL MALE



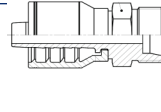
## F2-0416-DLM

0416 x 1.5 DKL MALE



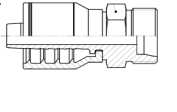
## F2-0616-DLM

0616 x 1.5 DKL MALE



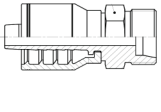
## F2-0618-DLM

0618 x 1.5 DKL MALE



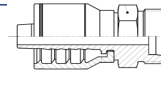
## F2-0622-DLM

0622 x 1.5 DKL MALE



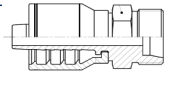
## F2-0822-DLM

0822 x 1.5 DKL MALE



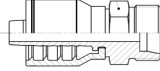
## F2-0826-DLM

0826 x 1.5 DKL MALE



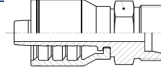
## F2-1026-DLM

1026 x 1,5 DKL MALE



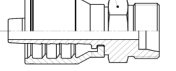
## F2-1230-DLM

1230 x 2 DKL MALE



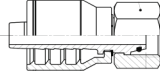
## F2-1636-DLM

1636 x 2 DKL MALE



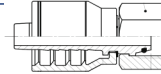
## F2-0412-DLFS

0412 x 1,5 DKOL FEMALE  
SWIVEL



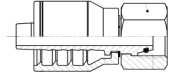
## F2-0414-DLFS

0414 x 1,5 DKOL FEMALE  
SWIVEL



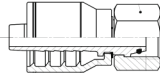
## F2-0416-DLFS

0416 x 1,5 DKOL FEMALE  
SWIVEL



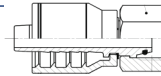
## F2-0418-DLFS

0418 x 1,5 DKOL FEMALE  
SWIVEL



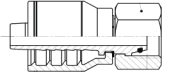
## F2-0616-DLFS

0616 x 1,5 DKOL FEMALE  
SWIVEL



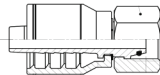
## F2-0618-DLFS

0618 x 1,5 DKOL FEMALE  
SWIVEL



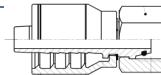
## F2-0622-DLFS

0622 x 1,5 DKOL FEMALE  
SWIVEL



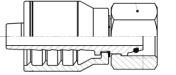
## F2-0822-DLFS

0822 x 1,5 DKOL FEMALE  
SWIVEL



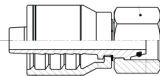
## F2-0826-DLFS

0826 x 1,5 DKOL FEMALE  
SWIVEL



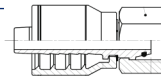
## F2-1026-DLFS

1026 x 1,5 DKOL FEMALE  
SWIVEL



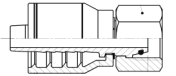
## F2-1230-DLFS

1230 x 2 DKOL FEMALE  
SWIVEL



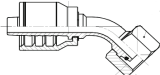
## F2-1636-DLFS

1636 x 2 DKOL FEMALE  
SWIVEL



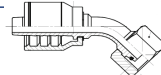
## F2-0412-DLFS45

0412 x 1,5 DKOL FEMALE  
SWIVEL 45° BENT TUBE



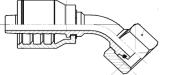
## F2-0414-DLFS45

0414 x 1,5 DKOL FEMALE  
SWIVEL 45° BENT TUBE



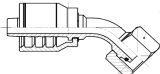
## F2-0416-DLFS45

0416 x 1,5 DKOL FEMALE  
SWIVEL 45° BENT TUBE



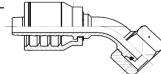
## F2-0616-DLFS45

0616 x 1,5 DKOL FEMALE  
SWIVEL 45° BENT TUBE



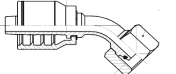
## F2-0618-DLFS45

0618 x 1,5 DKOL FEMALE  
SWIVEL 45° BENT TUBE



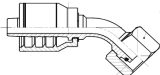
## F2-0822-DLFS45

0822 x 1,5 DKOL FEMALE  
SWIVEL 45° BENT TUBE



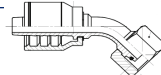
## F2-0826-DLFS45

0826 x 1,5 DKOL FEMALE  
SWIVEL 45° BENT TUBE



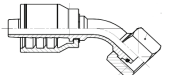
## F2-1026-DLFS45

1026 x 1,5 DKOL FEMALE  
SWIVEL 45° BENT TUBE



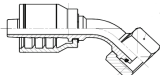
## F2-1230-DLFS45

1230 x 2 DKOL FEMALE  
SWIVEL 45° BENT TUBE



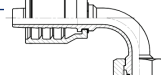
## F2-1636-DLFS45

1636 x 2 DKOL FEMALE  
SWIVEL 45° BENT TUBE



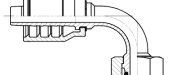
## F2-0412-DLFS90

0412 x 1,5 DKOL FEMALE  
SWIVEL 90° BENT TUBE



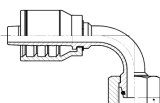
## F2-0414-DLFS90

0414 x 1,5 DKOL FEMALE  
SWIVEL 90° BENT TUBE



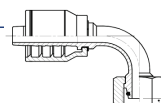
## F2-0416-DLFS90

0416 x 1,5 DKOL FEMALE  
SWIVEL 90° BENT TUBE



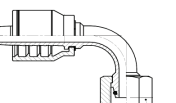
## F2-0616-DLFS90

0616 x 1,5 DKOL FEMALE  
SWIVEL 90° BENT TUBE



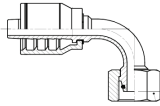
## F2-0618-DLFS90

0618 x 1,5 DKOL FEMALE  
SWIVEL 90° BENT TUBE



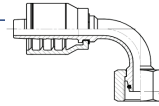
## F2-0822-DLFS90

0822 x 1.5 DKOL FEMALE  
SWIVEL 90° BENT TUBE



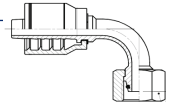
## F2-0826-DLFS90

0826 x 1.5 DKOL FEMALE  
SWIVEL 90° BENT TUBE



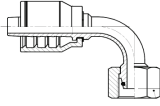
## F2-1026-DLFS90

1026 x 1.5 DKOL FEMALE  
SWIVEL 90° BENT TUBE



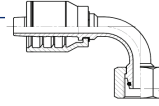
## F2-1230-DLFS90

1230 x 2 DKOL FEMALE  
SWIVEL 90° BENT TUBE



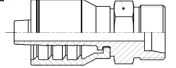
## F2-1636-DLFS90

1636 x 2 DKOL FEMALE  
SWIVEL 90° BENT TUBE



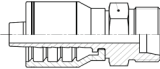
## F2-0416-DHM

0416 x 1.5 DKS MALE



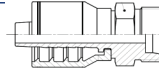
## F2-0418-DHM

0418 x 1.5 DKS MALE



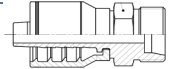
## F2-0620-DHM

0620 x 1.5 DKS MALE



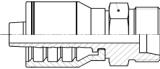
## F2-0622-DHM

0622 x 1.5 DKS MALE



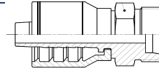
## F2-0824-DHM

0824 x 1.5 DKS MALE



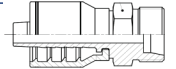
## F2-1030-DHM

1030 x 2 DKS MALE



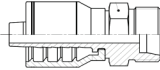
## F2-1236-DHM

1236 x 2 DKS MALE



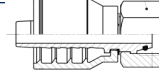
## F2-1642-DHM

1642 x 2 DKS MALE



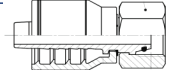
## F2-0414-DHFS

0414 x 1.5 DKOS FEMALE  
SWIVEL



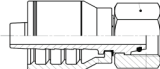
## F2-0416-DHFS

0416 x 1.5 DKOS FEMALE  
SWIVEL



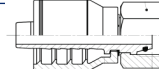
## F2-0418-DHFS

0418 x 1.5 DKOS FEMALE  
SWIVEL



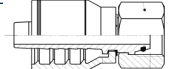
## F2-0618-DHFS

0618 x 1.5 DKOS FEMALE  
SWIVEL



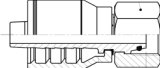
## F2-0620-DHFS

0620 x 1.5 DKOS FEMALE  
SWIVEL



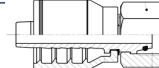
## F2-0622-DHFS

0622 x 1.5 DKOS FEMALE  
SWIVEL



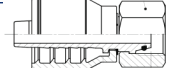
## F2-0824-DHFS

0824 x 1.5 DKOS FEMALE  
SWIVEL



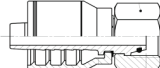
## F2-1030-DHFS

1030 x 2 DKOS FEMALE  
SWIVEL



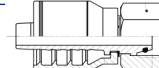
## F2-1230-DHFS

1230 x 2 DKOS FEMALE  
SWIVEL



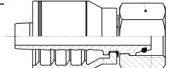
## F2-1236-DHFS

1236 x 2 DKOS FEMALE  
SWIVEL



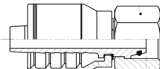
## F2-1636-DHFS

1636 x 2 DKOS FEMALE  
SWIVEL



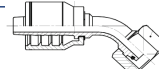
## F2-1642-DHFS

1642 x 2 DKOS FEMALE  
SWIVEL



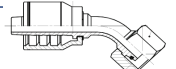
## F2-0414-DHFS45

0414 x 1.5 DKOS FEMALE  
SWIVEL 45° BENT TUBE



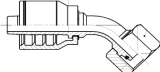
## F2-0416-DHFS45

0416 x 1.5 DKOS FEMALE  
SWIVEL 45° BENT TUBE



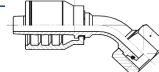
## F2-0418-DHFS45

0418 x 1.5 DKOS FEMALE  
SWIVEL 45° BENT TUBE



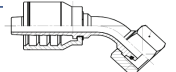
## F2-0620-DHFS45

0620 x 1.5 DKOS FEMALE  
SWIVEL 45° BENT TUBE



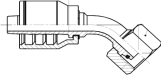
## F2-0622-DHFS45

0622 x 1.5 DKOS FEMALE  
SWIVEL 45° BENT TUBE



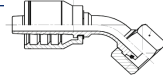
## F2-0824-DHFS45

0824 x 1.5 DKOS FEMALE  
SWIVEL 45° BENT TUBE



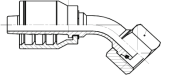
## F2-1030-DHFS45

1030 x 2 DKOS FEMALE  
SWIVEL 45° BENT TUBE



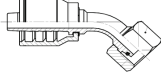
## F2-1230-DHFS45

1230 x 2 DKOS FEMALE  
SWIVEL 45° BENT TUBE



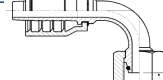
## F2-1236-DHFS45

1236 x 2 DKOS FEMALE  
SWIVEL 45° BENT TUBE



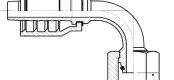
## F2-0414-DHFS90

0414 x 1.5 DKOS FEMALE  
SWIVEL 90° BENT TUBE



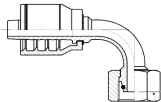
## F2-0416-DHFS90

0416 x 1.5 DKOS FEMALE  
SWIVEL 90° BENT TUBE



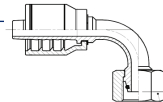
## F2-0418-DHFS90

0418 x 1.5 DKOS FEMALE  
SWIVEL 90° BENT TUBE



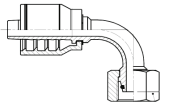
## F2-0620-DHFS90

0620 x 1.5 DKOS FEMALE  
SWIVEL 90° BENT TUBE



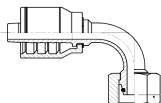
## F2-0622-DHFS90

0622 x 1.5 DKOS FEMALE  
SWIVEL 90° BENT TUBE



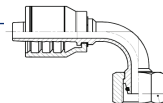
## F2-0824-DHFS90

0824 x 1.5 DKOS FEMALE  
SWIVEL 90° BENT TUBE



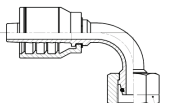
## F2-1030-DHFS90

1030 x 2 DKOS FEMALE  
SWIVEL 90° BENT TUBE



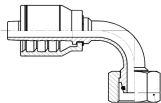
## F2-1230-DHFS90

1230 x 2 DKOS FEMALE  
SWIVEL 90° BENT TUBE



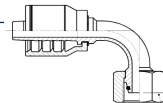
## F2-1236-DHFS90

1236 x 2 DKOS FEMALE  
SWIVEL 90° BENT TUBE



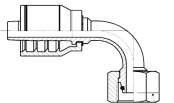
## F2-1636-DHFS90

1636 x 2 DKOS FEMALE  
SWIVEL 90° BENT TUBE



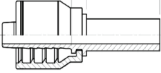
## F2-1642-DHFS90

1642 x 2 DKOS FEMALE  
SWIVEL 90° BENT TUBE



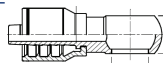
## F2-0406-DIN-SP

04 X 06MM STANDPIPE



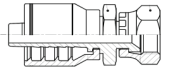
## F2-0416-DIN BANJO

0416 METRIC BANJO



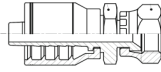
## F2-0404-JISS

0404 JIS FEMALE  
SWIVEL 30° SEAT



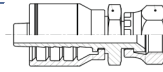
## F2-0606-JISS

0606 JIS FEMALE  
SWIVEL 30° SEAT



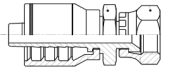
## F2-0808-JISS

0808 JIS FEMALE  
SWIVEL 30° SEAT



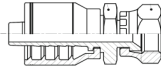
## F2-1212-JISS

1212 JIS FEMALE SWIVEL  
30° SEAT



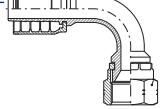
## F2-1616-JISS

1616 JIS FEMALE SWIVEL  
30° SEAT



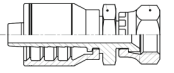
## F2-0808-JISS90

0808 JIS FEMALE  
SWIVEL 30° SEAT 90°  
BENT TUBE



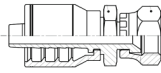
## F2-0414-KFS

0414 x 1.5 KOMATSU  
FEMALE SWIVEL 30°  
SEAT



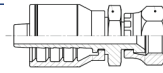
## F2-0618-KFS

0618 x 1.5 KOMATSU  
FEMALE SWIVEL 30°  
SEAT



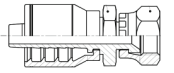
## F2-0622-KFS

0622 x 1.5 KOMATSU  
FEMALE SWIVEL 30°  
SEAT



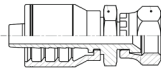
## F2-0822-KFS

0822 x 1.5 KOMATSU  
FEMALE SWIVEL 30°  
SEAT



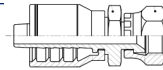
## F2-0824-KFS

0824 x 1.5 KOMATSU  
FEMALE SWIVEL 30°  
SEAT



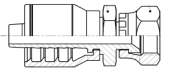
## F2-1024-KFS

1024 x 1.5 KOMATSU  
FEMALE SWIVEL 30°  
SEAT



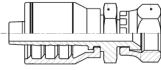
## F2-1224-KFS

1224 x 1.5 KOMATSU  
FEMALE SWIVEL 30°  
SEAT



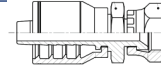
## F2-1230-KFS

1230 x 1.5 KOMATSU  
FEMALE SWIVEL 30°  
SEAT



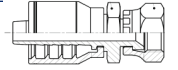
## F2-1233-KFS

1233 x 1.5 KOMATSU  
FEMALE SWIVEL 30°  
SEAT



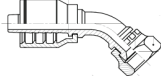
## F2-1633-KFS

1633 x 1.5 KOMATSU  
FEMALE SWIVEL 30°  
SEAT



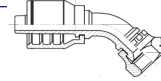
## F2-0414-KFS45

0414 x 1.5 KOMATSU  
FEMALE SWIVEL 30°  
SEAT 45° BENT TUBE



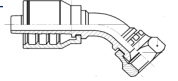
## F2-0618-KFS45

0618 x 1.5 KOMATSU  
FEMALE SWIVEL 30°  
SEAT 45° BENT TUBE



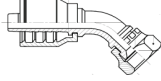
## F2-0822-KFS45

0822 x 1.5 KOMATSU  
FEMALE SWIVEL 30°  
SEAT 45° BENT TUBE



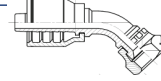
## F2-1024-KFS45

1024 x 1.5 KOMATSU  
FEMALE SWIVEL 30°  
SEAT 45° BENT TUBE



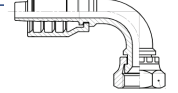
## F2-1230-KFS45

1230 x 1.5 KOMATSU  
FEMALE SWIVEL 30°  
SEAT 45° BENT TUBE



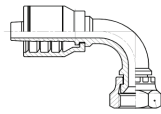
## F2-0414-KFS90

0414 x 1.5 KOMATSU  
FEMALE SWIVEL 30°  
SEAT 90° BENT TUBE



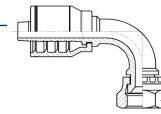
## F2-0618-KFS90

0618 x 1.5 KOMATSU  
FEMALE SWIVEL 30°  
SEAT 90° BENT TUBE



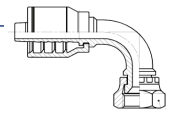
## F2-0822-KFS90

0822 x 1.5 KOMATSU  
FEMALE SWIVEL 30°  
SEAT 90° BENT TUBE



## F2-1024-KFS90

1024 x 1.5 KOMATSU  
FEMALE SWIVEL 30°  
SEAT 90° BENT TUBE



## F2-1230-KFS90

1230 x 1.5 KOMATSU  
FEMALE SWIVEL 30°  
SEAT 90° BENT TUBE

