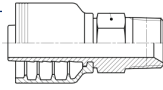


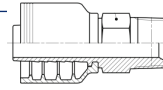
F4-0806-PM

0806 NPT MALE



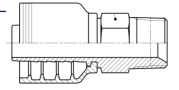
F4-0808-PM

0808 NPT MALE



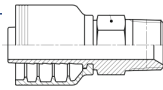
F4-1012-PM

1012 NPT MALE



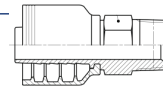
F4-1212-PM

1212 NPT MALE



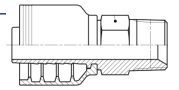
F4-1216-PM

1216 NPT MALE



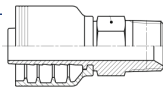
F4-1612-PM

1612 NPT MALE



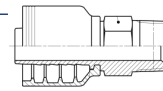
F4-1616-PM

1616 NPT MALE



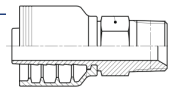
F4-1620-PM

1620 NPT MALE



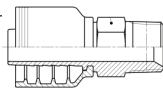
F4-2020-PM

2020 NPT MALE



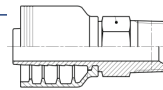
F4-2424-PM

2424 NPT MALE



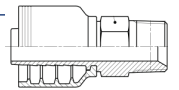
F4-3232-PM

3232 NPT MALE



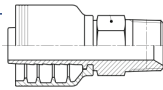
F4-1212-PM-S

1212 NPT MALE
STAINLESS STEEL



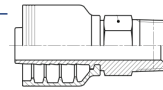
F4-1616-PM-S

1616 NPT MALE
STAINLESS STEEL



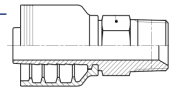
F4-2020-PM-S

2020 NPT MALE
STAINLESS STEEL



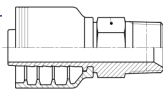
F4-2424-PM-S

2424 NPT MALE
STAINLESS STEEL



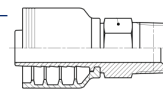
F4-3232-PM-S

3232 NPT MALE
STAINLESS STEEL



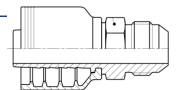
F4-3232-PM-X

3232 NPT API MALE
EXTENDED



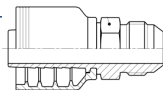
F4-0808-JM

0808 JIC MALE



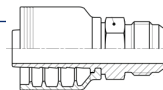
F4-0810-JM

0810 JIC MALE



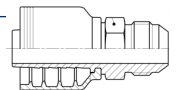
F4-1010-JM

1010 JIC MALE



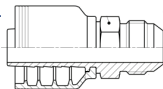
F4-1212-JM

1212 JIC MALE



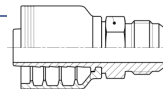
F4-1216-JM

1216 JIC MALE



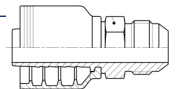
F4-1616-JM

1616 JIC MALE



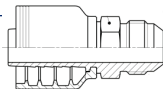
F4-1620-JM

1620 JIC MALE



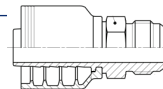
F4-2020-JM

2020 JIC MALE



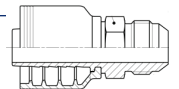
F4-2424-JM

2424 JIC MALE



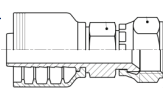
F4-3232-JM

3232 JIC MALE



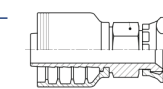
F4-0808-JFS

0808 JIC FEMALE
SWIVEL



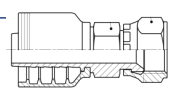
F4-0810-JFS

0810 JIC FEMALE
SWIVEL



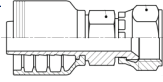
F4-0812-JFS

0812 JIC FEMALE SWIVEL



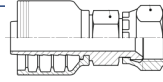
F4-1008-JFS

1008 JIC FEMALE SWIVEL



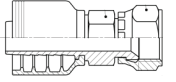
F4-1010-JFS

1010 JIC FEMALE SWIVEL



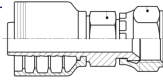
F4-1012-JFS

1012 JIC FEMALE SWIVEL



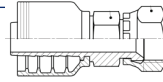
F4-1210-JFS

1210 JIC FEMALE SWIVEL



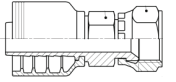
F4-1212-JFS

1212 JIC FEMALE SWIVEL



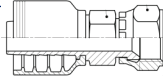
F4-1214-JFS

1214 JIC FEMALE SWIVEL



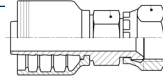
F4-1216-JFS

1216 JIC FEMALE SWIVEL



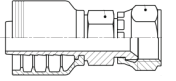
F4-1612-JFS

1612 JIC FEMALE SWIVEL



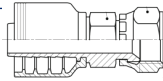
F4-1616-JFS

1616 JIC FEMALE SWIVEL



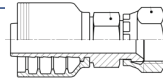
F4-1620-JFS

1620 JIC FEMALE SWIVEL



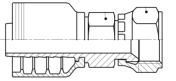
F4-2016-JFS

2016 JIC FEMALE SWIVEL



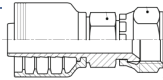
F4-2020-JFS

2020 JIC FEMALE SWIVEL



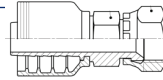
F4-2024-JFS

2024 JIC FEMALE SWIVEL



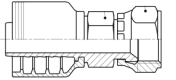
F4-2424-JFS

2424 JIC FEMALE SWIVEL



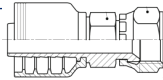
F4-3232-JFS

3232 JIC FEMALE SWIVEL



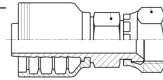
F4-1212-JFS-S

1212 JIC FEMALE SWIVEL STAINLESS STEEL



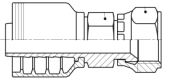
F4-1616-JFS-S

1616 JIC FEMALE SWIVEL STAINLESS STEEL



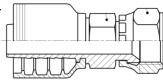
F4-2020-JFS-S

2020 JIC FEMALE SWIVEL STAINLESS STEEL



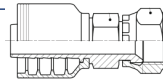
F4-2424-JFS-S

2424 JIC FEMALE SWIVEL STAINLESS STEEL



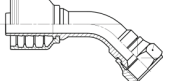
F4-3232-JFS-S

3232 JIC FEMALE SWIVEL STAINLESS STEEL



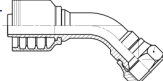
F4-0808-JFS45M

0808 JIC FEMALE SWIVEL 45° BENT TUBE MEDIUM DROP



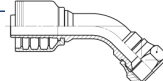
F4-0810-JFS45M

0810 JIC FEMALE SWIVEL 45° BENT TUBE MEDIUM DROP



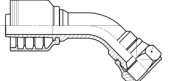
F4-1010-JFS45M

1010 JIC FEMALE SWIVEL 45° BENT TUBE MEDIUM DROP



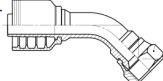
F4-1012-JFS45M

1012 JIC FEMALE SWIVEL 45° BENT TUBE MEDIUM DROP



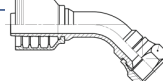
F4-1212-JFS45M

1212 JIC FEMALE SWIVEL 45° BENT TUBE MEDIUM DROP



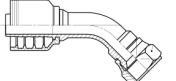
F4-1216-JFS45M

1216 JIC FEMALE SWIVEL 45° BENT TUBE MEDIUM DROP



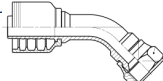
F4-1616-JFS45M

1616 JIC FEMALE SWIVEL 45° BENT TUBE MEDIUM DROP



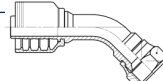
F4-1620-JFS45M

1620 JIC FEMALE SWIVEL 45° BENT TUBE MEDIUM DROP



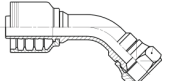
F4-2020-JFS45M

2020 JIC FEMALE SWIVEL 45° BENT TUBE MEDIUM DROP



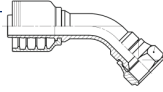
F4-2424-JFS45M

2424 JIC FEMALE SWIVEL 45° BENT TUBE MEDIUM DROP



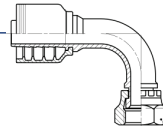
F4-3232-JFS45M

3232 JIC FEMALE
SWIVEL 45° BENT TUBE
MEDIUM DROP



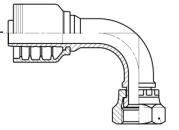
F4-0808-JFS90S

0808 JIC FEMALE
SWIVEL 90° BENT TUBE
SHORT DROP



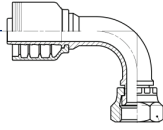
F4-0810-JFS90S

0810 JIC FEMALE
SWIVEL 90° BENT TUBE
SHORT DROP



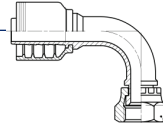
F4-1010-JFS90S

1010 JIC FEMALE SWIVEL
90° BENT TUBE SHORT
DROP



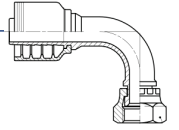
F4-1012-JFS90S

1012 JIC FEMALE SWIVEL
90° BENT TUBE SHORT
DROP



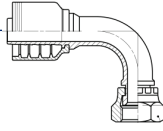
F4-1212-JFS90S

1212 JIC FEMALE SWIVEL
90° BENT TUBE SHORT
DROP



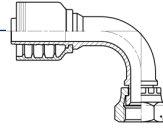
F4-1216-JFS90S

1216 JIC FEMALE SWIVEL
90° BENT TUBE SHORT
DROP



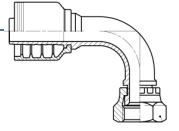
F4-1616-JFS90S

1616 JIC FEMALE SWIVEL
90° BENT TUBE SHORT
DROP



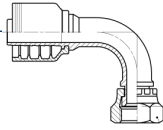
F4-1620-JFS90S

1620 JIC FEMALE SWIVEL
90° BENT TUBE SHORT
DROP



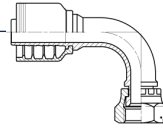
F4-2020-JFS90S

2020 JIC FEMALE
SWIVEL 90° BENT TUBE
SHORT DROP



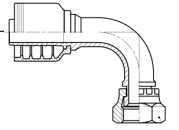
F4-2424-JFS90S

2424 JIC FEMALE
SWIVEL 90° BENT TUBE
SHORT DROP



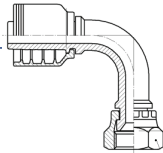
F4-3232-JFS90S

3232 JIC FEMALE
SWIVEL 90° BENT TUBE
SHORT DROP



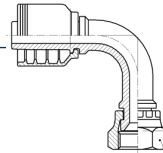
F4-0808-JFS90L

0808 JIC FEMALE
SWIVEL 90° BENT TUBE
LONG DROP



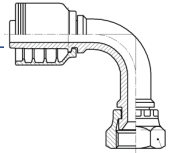
F4-1212-JFS90L

1212 JIC FEMALE SWIVEL
90° BENT TUBE LONG
DROP



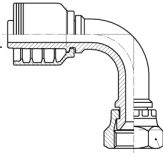
F4-1616-JFS90L

1616 JIC FEMALE SWIVEL
90° BENT TUBE LONG
DROP



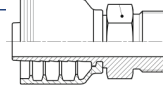
F4-2020-JFS90L

2020 JIC FEMALE
SWIVEL 90° BENT TUBE
LONG DROP



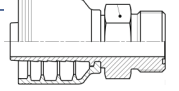
F4-0808-OM

0808 ORFS MALE



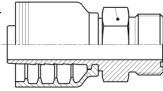
F4-0810-OM

0810 ORFS MALE



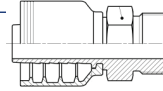
F4-1010-OM

1010 ORFS MALE



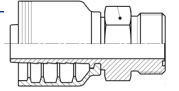
F4-1012-OM

1012 ORFS MALE



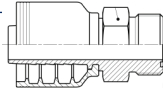
F4-1212-OM

1212 ORFS MALE



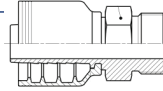
F4-1216-OM

1216 ORFS MALE



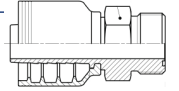
F4-1616-OM

1616 ORFS MALE



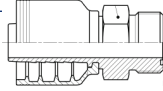
F4-1620-OM

1620 ORFS MALE



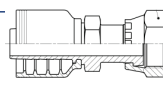
F4-2020-OM

2020 ORFS MALE



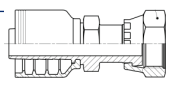
F4-0808-OFS

0808 ORFS FEMALE
SWIVEL



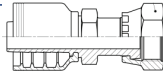
F4-0810-OFS

0810 ORFS FEMALE
SWIVEL



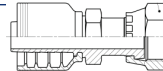
F4-0812-OFS

0812 ORFS FEMALE
SWIVEL



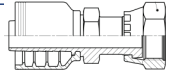
F4-1010-OFS

1010 ORFS FEMALE
SWIVEL



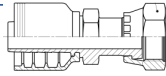
F4-1012-OFS

1012 ORFS FEMALE
SWIVEL



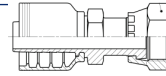
F4-1210-OFS

1210 ORFS FEMALE
SWIVEL



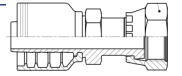
F4-1212-OFS

1212 ORFS FEMALE
SWIVEL



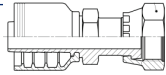
F4-1216-OFS

1216 ORFS FEMALE
SWIVEL



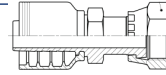
F4-1612-OFS

1612 ORFS FEMALE
SWIVEL



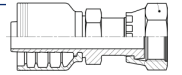
F4-1616-OFS

1616 ORFS FEMALE
SWIVEL



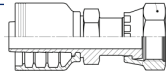
F4-1620-OFS

1620 ORFS FEMALE
SWIVEL



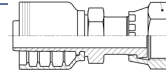
F4-2020-OFS

2020 ORFS FEMALE
SWIVEL



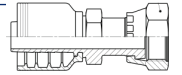
F4-2024-OFS

2024 ORFS FEMALE
SWIVEL



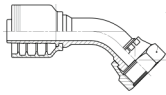
F4-2424-OFS

2424 ORFS FEMALE
SWIVEL



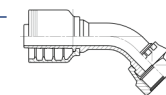
F4-0808-OFS45M

0808 ORFS FEMALE
SWIVEL 45° BENT TUBE
MEDIUM DROP



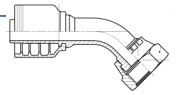
F4-0810-OFS45M

0810 ORFS FEMALE
SWIVEL 45° BENT TUBE
MEDIUM DROP



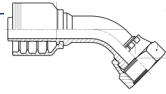
F4-1010-OFS45M

1010 ORFS FEMALE
SWIVEL 45° BENT TUBE
MEDIUM DROP



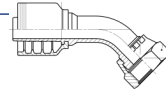
F4-1012-OFS45M

1012 ORFS FEMALE
SWIVEL 45° BENT TUBE
MEDIUM DROP



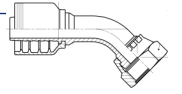
F4-1212-OFS45M

1212 ORFS FEMALE
SWIVEL 45° BENT TUBE
MEDIUM DROP



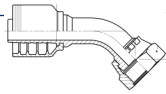
F4-1216-OFS45M

1216 ORFS FEMALE
SWIVEL 45° BENT TUBE
MEDIUM DROP



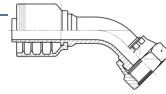
F4-1616-OFS45M

1616 ORFS FEMALE
SWIVEL 45° BENT TUBE
MEDIUM DROP



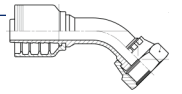
F4-1620-OFS45M

1620 ORFS FEMALE
SWIVEL 45° BENT TUBE
MEDIUM DROP



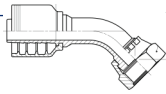
F4-2020-OFS45M

2020 ORFS FEMALE
SWIVEL 45° BENT TUBE
MEDIUM DROP



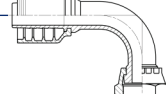
F4-2424-OFS45M

2424 ORFS FEMALE
SWIVEL 45° BENT TUBE
MEDIUM DROP



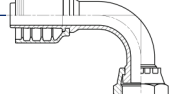
F4-0808-OFS90S

0808 ORFS FEMALE
SWIVEL 90° BENT TUBE
SHORT DROP



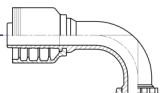
F4-0810-OFS90S

0810 ORFS FEMALE
SWIVEL 90° BENT TUBE
SHORT DROP



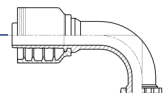
F4-1010-OFS90S

1010 ORFS FEMALE
SWIVEL 90° BENT TUBE
SHORT DROP



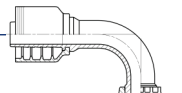
F4-1012-OFS90S

1012 ORFS FEMALE
SWIVEL 90° BENT TUBE
SHORT DROP



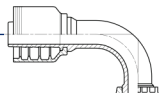
F4-1210-OFS90S

1210 ORFS FEMALE
SWIVEL 90° BENT TUBE
SHORT DROP



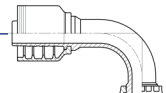
F4-1212-OFS90S

1212 ORFS FEMALE
SWIVEL 90° BENT TUBE
SHORT DROP



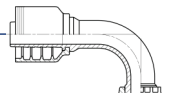
F4-1216-OFS90S

1216 ORFS FEMALE
SWIVEL 90° BENT TUBE
SHORT DROP



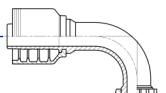
F4-1616-OFS90S

1616 ORFS FEMALE
SWIVEL 90° BENT TUBE
SHORT DROP



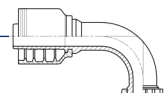
F4-1620-OFS90S

1620 ORFS FEMALE
SWIVEL 90° BENT TUBE
SHORT DROP



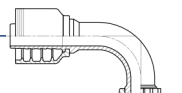
F4-2020-OFS90S

2020 ORFS FEMALE
SWIVEL 90° BENT TUBE
SHORT DROP



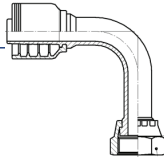
F4-2424-OFS90S

2424 ORFS FEMALE
SWIVEL 90° BENT TUBE
SHORT DROP



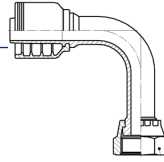
F4-1010-OFS90L

1010 ORFS FEMALE
SWIVEL 90° BENT TUBE
LONG DROP



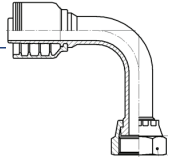
F4-1212-OFS90L

1212 ORFS FEMALE
SWIVEL 90° BENT TUBE
LONG DROP



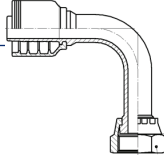
F4-1616-OFS90L

1616 ORFS FEMALE
SWIVEL 90° BENT TUBE
LONG DROP



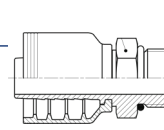
F4-2020-OFS90L

2020 ORFS FEMALE
SWIVEL 90° BENT TUBE
LONG DROP



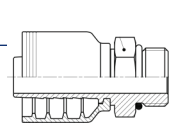
F4-1212-OBM

1212 ORB MALE



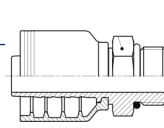
F4-1616-OBM

1616 ORB MALE



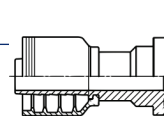
F4-2020-OBM

2020 ORB MALE



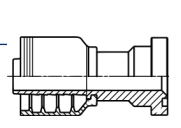
F4-0808-FL

0808 CODE 61 FLANGE



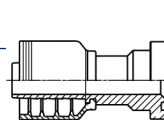
F4-0812-FL

0812 CODE 61 FLANGE



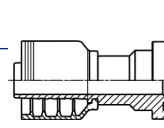
F4-1212-FL

1212 CODE 61 FLANGE



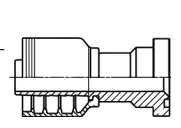
F4-1216-FL

1216 CODE 61 FLANGE



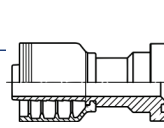
F4-1220-FL

1220 CODE 61 FLANGE



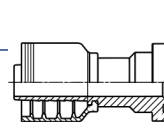
F4-1616-FL

1616 CODE 61 FLANGE



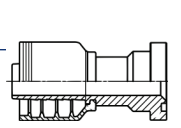
F4-1620-FL

1620 CODE 61 FLANGE



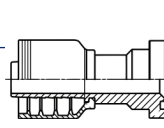
F4-2016-FL

2016 CODE 61 FLANGE



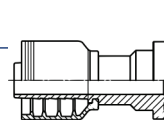
F4-2020-FL

2020 CODE 61 FLANGE



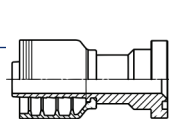
F4-2024-FL

2024 CODE 61 FLANGE



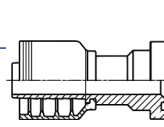
F4-2424-FL

2424 CODE 61 FLANGE



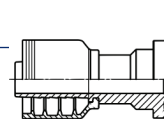
F4-2432-FL

2432 CODE 61 FLANGE



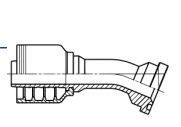
F4-3232-FL

3232 CODE 61 FLANGE



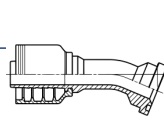
F4-1212-FL22.5

1212 CODE 61 FLANGE
22.5° BEND



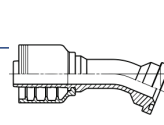
F4-1216-FL22.5

1216 CODE 61 FLANGE
22.5° BEND



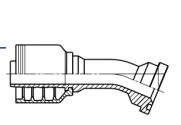
F4-1616-FL22.5

1616 CODE 61 FLANGE
22.5° BEND



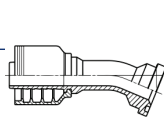
F4-1620-FL22.5

1620 CODE 61 FLANGE
22.5° BEND



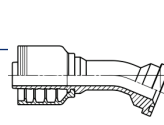
F4-2020-FL22.5

2020 CODE 61 FLANGE
22.5° BEND



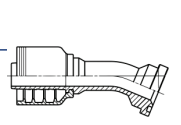
F4-2024-FL22.5

2024 CODE 61 FLANGE
22.5° BEND



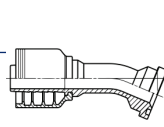
F4-2424-FL22.5

2424 CODE 61 FLANGE
22.5° BEND



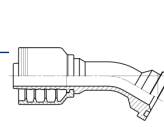
F4-3232-FL22.5

3232 CODE 61 FLANGE
22.5° BEND



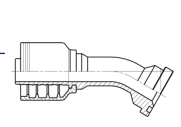
F4-1212-FL30

1212 CODE 61 FLANGE
30° BEND



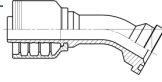
F4-1216-FL30

1216 CODE 61 FLANGE
30° BEND



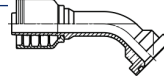
F4-1616-FL30

1616 CODE 61 FLANGE
30° BEND



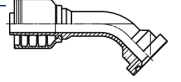
F4-1620-FL30

1620 CODE 61 FLANGE
30° BEND



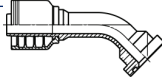
F4-2020-FL30

2020 CODE 61 FLANGE
30° BEND



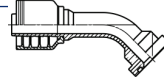
F4-0808-FL45

0808 CODE 61 FLANGE
45° BEND



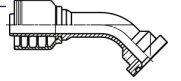
F4-0812-FL45

0812 CODE 61 FLANGE
45° BEND



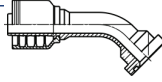
F4-1212-FL45

1212 CODE 61 FLANGE
45° BEND



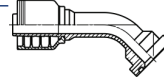
F4-1216-FL45

1216 CODE 61 FLANGE
45° BEND



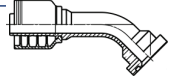
F4-1616-FL45

1616 CODE 61 FLANGE
45° BEND



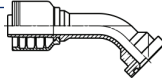
F4-1620-FL45

1620 CODE 61 FLANGE
45° BEND



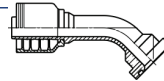
F4-2020-FL45

2020 CODE 61 FLANGE
45° BEND



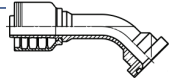
F4-2024-FL45

2024 CODE 61 FLANGE
45° BEND



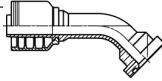
F4-2424-FL45

2424 CODE 61 FLANGE
45° BEND



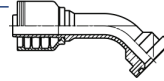
F4-2432-FL45

2432 CODE 61 FLANGE
45° BEND



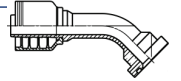
F4-3232-FL45

3232 CODE 61 FLANGE
45° BEND



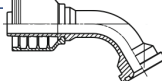
F4-3240-FL45

3240 CODE 61 FLANGE
45° BEND



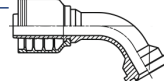
F4-1212-FL60

1212 CODE 61 FLANGE
60° BEND



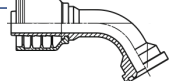
F4-1616-FL60

1616 CODE 61 FLANGE
60° BEND



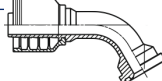
F4-1620-FL60

1620 CODE 61 FLANGE
60° BEND



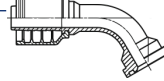
F4-2020-FL60

2020 CODE 61 FLANGE
60° BEND



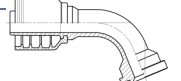
F4-3232-FL60

3232 CODE 61 FLANGE
60° BEND



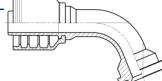
F4-1212-FL67.5

1212 CODE 61 FLANGE
67.5° BEND



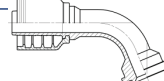
F4-1216-FL67.5

1216 CODE 61 FLANGE
67.5° BEND



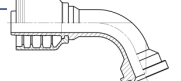
F4-1616-FL67.5

1616 CODE 61 FLANGE
67.5° BEND



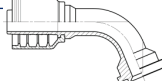
F4-1620-FL67.5

1620 CODE 61 FLANGE
67.5° BEND



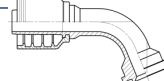
F4-2020-FL67.5

2020 CODE 61 FLANGE
67.5° BEND



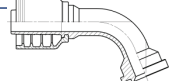
F4-2424-FL67.5

2424 CODE 61 FLANGE
67.5° BEND



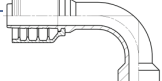
F4-3232-FL67.5

3232 CODE 61 FLANGE
67.5° BEND



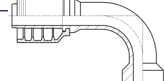
F4-0808-FL90

0808 CODE 61 FLANGE
90° BEND



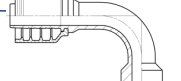
F4-0812-FL90

0812 CODE 61 FLANGE
90° BEND



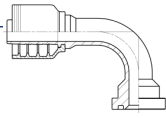
F4-1212-FL90

1212 CODE 61 FLANGE
90° BEND



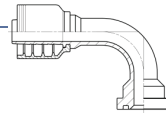
F4-1216-FL90

1216 CODE 61 FLANGE
90° BEND



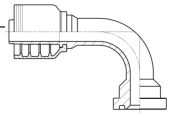
F4-1616-FL90

1616 CODE 61 FLANGE
90° BEND



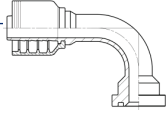
F4-1620-FL90

1620 CODE 61 FLANGE
90° BEND



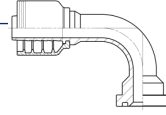
F4-2020-FL90

2020 CODE 61 FLANGE
90° BEND



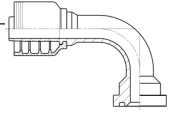
F4-2024-FL90

2024 CODE 61 FLANGE
90° BEND



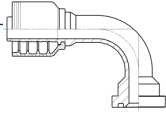
F4-2424-FL90

2424 CODE 61 FLANGE
90° BEND



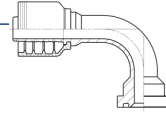
F4-2432-FL90

2432 CODE 61 FLANGE
90° BEND



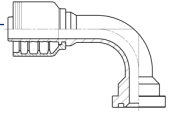
F4-3224-FL90

3224 CODE 61 FLANGE
90° BEND



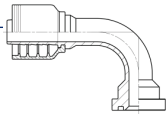
F4-3232-FL90

3232 CODE 61 FLANGE
90° BEND



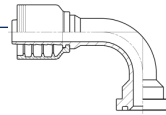
F4-3240-FL90

3240 CODE 61 FLANGE
90° BEND



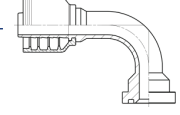
F4-1212-FL90L95

1212 CODE 61 FLANGE
90° LONG BEND-95MM



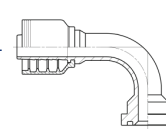
F4-1216-FL90L100

1216 CODE 61 FLANGE
90° LONG BEND-100MM



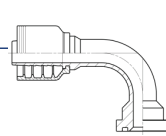
F4-1216-FL90L120

1216 CODE 61 FLANGE
90° LONG BEND-120MM



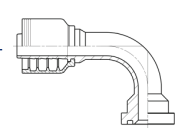
F4-1616-FL90L120

1616 CODE 61 FLANGE
90° LONG BEND-120MM



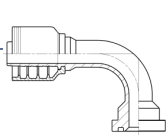
F4-1620-FL90L120

1620 CODE 61 FLANGE
90° LONG BEND-120MM



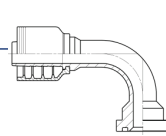
F4-1212-FL90L125

1212 CODE 61 FLANGE
90° LONG BEND-125MM



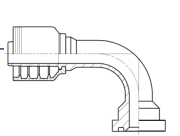
F4-1616-FL90L150

1616 CODE 61 FLANGE
90° LONG BEND-150MM



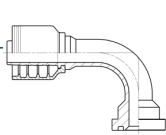
F4-2020-FL90L120

2020 CODE 61 FLANGE
90° LONG BEND-120MM



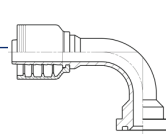
F4-2020-FL90L130

2020 CODE 61 FLANGE
90° LONG BEND-130MM



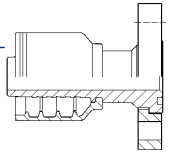
F4-2020-FL90L170

2020 CODE 61 FLANGE
90° LONG BEND-170MM



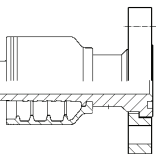
F4-1616-KLF2B

1616 KOMATSU 2 BOLT
FLANGE



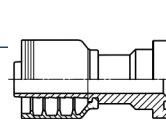
F4-2020-KLF2B

2020 KOMATSU 2 BOLT
FLANGE



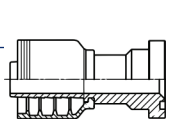
F4-0808-FLH

0808 CODE 62 FLANGE



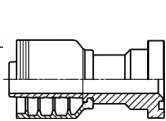
F4-1212-FLH

1212 CODE 62 FLANGE



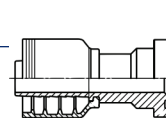
F4-1216-FLH

1216 CODE 62 FLANGE



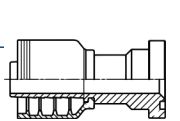
F4-1612-FLH

1612 CODE 62 FLANGE



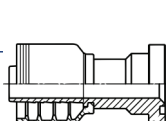
F4-1616-FLH

1616 CODE 62 FLANGE



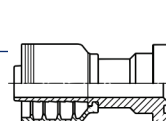
F4-1620-FLH

1620 CODE 62 FLANGE



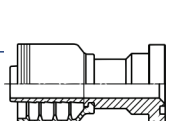
F4-2016-FLH

2016 CODE 62 FLANGE



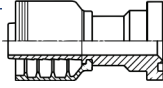
F4-2020-FLH

2020 CODE 62 FLANGE



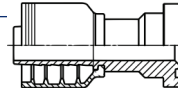
F4-2024-FLH

2024 CODE 62 FLANGE



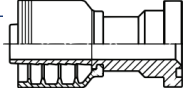
F4-2420-FLH

2420 CODE 62 FLANGE



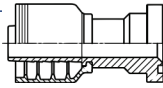
F4-2424-FLH

2424 CODE 62 FLANGE



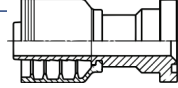
F4-2432-FLH

2432 CODE 62 FLANGE



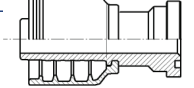
F4-3232-FLH

3232 CODE 62 FLANGE



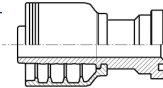
F4-1212-FLHC

1212 CODE 62 CAT FLANGE



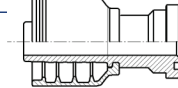
F4-1216-FLHC

1216 CODE 62 CAT FLANGE



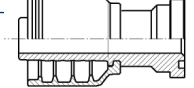
F4-1616-FLHC

1616 CODE 62 CAT FLANGE



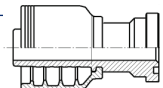
F4-1620-FLHC

1620 CODE 62 CAT FLANGE



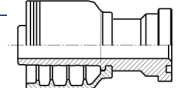
F4-2020-FLHC

2020 CODE 62 CAT FLANGE



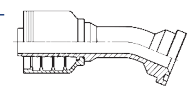
F4-2024-FLHC

2024 CODE 62 CAT FLANGE



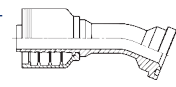
F4-1212-FLH22.5

1212 CODE 62 FLANGE 22.5° BEND



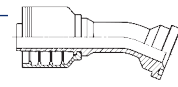
F4-1616-FLH22.5

1616 CODE 62 FLANGE 22.5° BEND



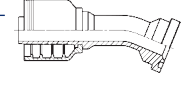
F4-2020-FLH22.5

2020 CODE 62 FLANGE 22.5° BEND



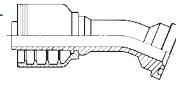
F4-1212-FLH22.5C

1212 CODE 62 CAT FLANGE 22.5° BEND



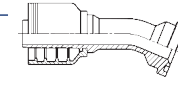
F4-1616-FLH22.5C

1616 CODE 62 CAT FLANGE 22.5° BEND



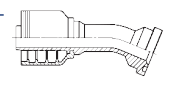
F4-1620-FLH22.5C

1620 CODE 62 CAT FLANGE 22.5° BEND



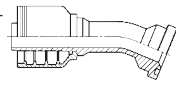
F4-2020-FLH22.5C

2020 CODE 62 CAT FLANGE 22.5° BEND



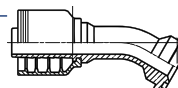
F4-2024-FLH22.5C

2024 CODE 62 CAT FLANGE 22.5° BEND



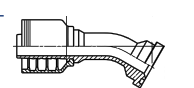
F4-1616-FLH30

1616 CODE 62 FLANGE 30° BEND



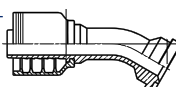
F4-1620-FLH30

1620 CODE 62 FLANGE 30° BEND



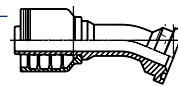
F4-2020-FLH30

2020 CODE 62 FLANGE 30° BEND



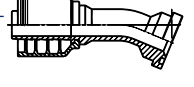
F4-1212-FLH30C

1212 CODE 62 CAT FLANGE 30° BEND



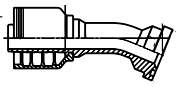
F4-1616-FLH30C

1616 CODE 62 CAT FLANGE 30° BEND



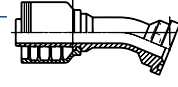
F4-1620-FLH30C

1620 CODE 62 CAT FLANGE 30° BEND



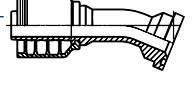
F4-2020-FLH30C

2020 CODE 62 CAT FLANGE 30° BEND



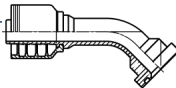
F4-2024-FLH30C

2024 CODE 62 CAT FLANGE 30° BEND



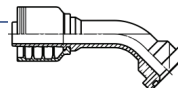
F4-1212-FLH45

1212 CODE 62 FLANGE 45° BEND



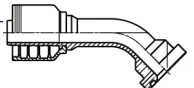
F4-1216-FLH45

1216 CODE 62 FLANGE 45° BEND



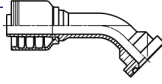
F4-1612-FLH45

1612 CODE 62 FLANGE 45° BEND



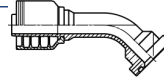
F4-1616-FLH45

1616 CODE 62 FLANGE
45° BEND



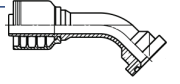
F4-1620-FLH45

1620 CODE 62 FLANGE
45° BEND



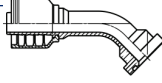
F4-2016-FLH45

2016 CODE 62 FLANGE
45° BEND



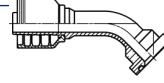
F4-2020-FLH45

2020 CODE 62 FLANGE
45° BEND



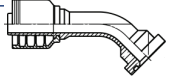
F4-2024-FLH45

2024 CODE 62 FLANGE
45° BEND



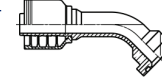
F4-2424-FLH45

2424 CODE 62 FLANGE
45° BEND



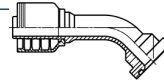
F4-2432-FLH45

2432 CODE 62 FLANGE
45° BEND



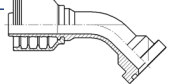
F4-3232-FLH45

3232 CODE 62 FLANGE
45° BEND



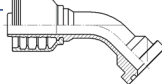
F4-1212-FLH45C

1212 CODE 62 CAT
FLANGE 45° BEND



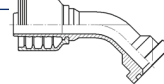
F4-1216-FLH45C

1216 CODE 62 CAT
FLANGE 45° BEND



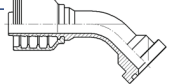
F4-1616-FLH45C

1616 CODE 62 CAT
FLANGE 45° BEND



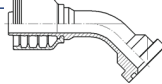
F4-1620-FLH45C

1620 CODE 62 CAT
FLANGE 45° BEND



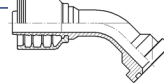
F4-2020-FLH45C

2020 CODE 62 CAT
FLANGE 45° BEND



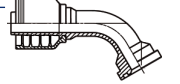
F4-2024-FLH45C

2024 CODE 62 CAT
FLANGE 45° BEND



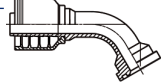
F4-1616-FLH60

1616 CODE 62 FLANGE
60° BEND



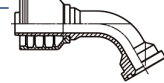
F4-1620-FLH60

1620 CODE 62 FLANGE
60° BEND



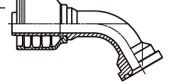
F4-2020-FLH60

2020 CODE 62 FLANGE
60° BEND



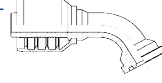
F4-2424-FLH60

2424 CODE 62 FLANGE
60° BEND



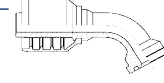
F4-1212-FLH60C

1212 CODE 62 CAT
FLANGE 60° BEND



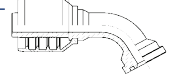
F4-1616-FLH60C

1616 CODE 62 CAT
FLANGE 60° BEND



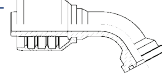
F4-1620-FLH60C

1620 CODE 62 CAT
FLANGE 60° BEND



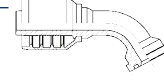
F4-2020-FLH60C

2020 CODE 62 CAT
FLANGE 60° BEND



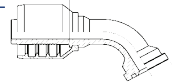
F4-2024-FLH60C

2024 CODE 62 CAT
FLANGE 60° BEND



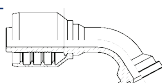
F4-1212-FLH67.5

1212 CODE 62 FLANGE
67.5° BEND



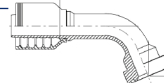
F4-1616-FLH67.5

1616 CODE 62 FLANGE
67.5° BEND



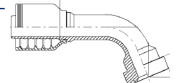
F4-1616-FLH67.5C

1616 CODE 62 CAT
FLANGE 67.5° BEND



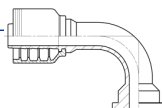
F4-2020-FLH67.5C

2020 CODE 62 CAT
FLANGE 67.5° BEND



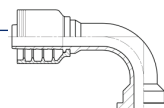
F4-0808-FLH90

0808 CODE 62 FLANGE
90° BEND



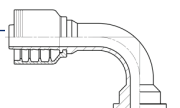
F4-0812-FLH90

0812 CODE 62 FLANGE
90° BEND



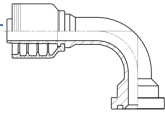
F4-1212-FLH90

1212 CODE 62 FLANGE
90° BEND



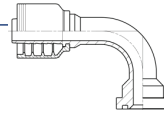
F4-1216-FLH90

1216 CODE 62 FLANGE
90° BEND



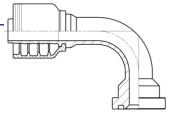
F4-1616-FLH90

1616 CODE 62 FLANGE
90° BEND



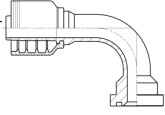
F4-1620-FLH90

1620 CODE 62 FLANGE
90° BEND



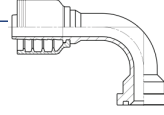
F4-2016-FLH90

2016 CODE 62 FLANGE
90° BEND



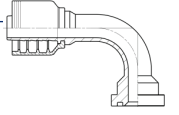
F4-2020-FLH90

2020 CODE 62 FLANGE
90° BEND



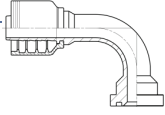
F4-2024-FLH90

2024 CODE 62 FLANGE
90° BEND



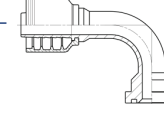
F4-2424-FLH90

2424 CODE 62 FLANGE
90° BEND



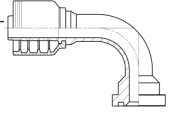
F4-2432-FLH90

2432 CODE 62 FLANGE
90° BEND



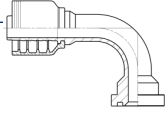
F4-3232-FLH90

3232 CODE 62 FLANGE
90° BEND



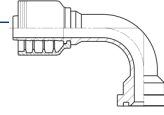
F4-1616-FLH90L120

1616 CODE 62 FLANGE
90° LONG BEND-120MM



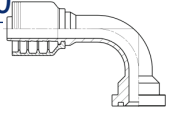
F4-1616-FLH90L170

1616 CODE 62 FLANGE
90° LONG BEND-170MM



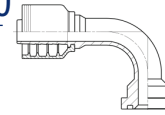
F4-2020-FLH90L130

2020 CODE 62 FLANGE
90° LONG BEND-130MM



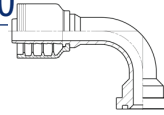
F4-2020-FLH90L150

2020 CODE 62 FLANGE
90° LONG BEND-150MM



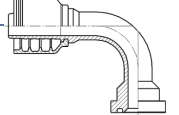
F4-2020-FLH90L170

2020 CODE 62 FLANGE
90° LONG BEND-170MM



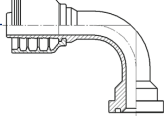
F4-1212-FLH90C

1212 CODE 62 CAT
FLANGE 90° BEND



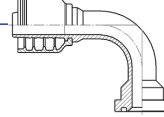
F4-1216-FLH90C

1216 CODE 62 CAT
FLANGE 90° BEND



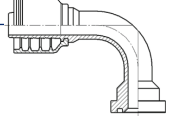
F4-1616-FLH90C

1616 CODE 62 CAT
FLANGE 90° BEND



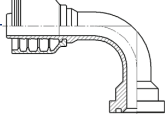
F4-1620-FLH90C

1620 CODE 62 CAT
FLANGE 90° BEND



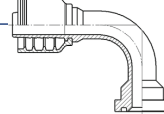
F4-2020-FLH90C

2020 CODE 62 CAT
FLANGE 90° BEND



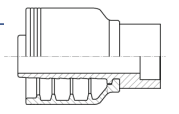
F4-2024-FLH90C

2024 CODE 62 CAT
FLANGE 90° BEND



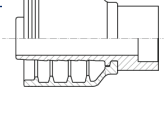
F4-1212-BRF

1212 BRAZE FEMALE
SOLID



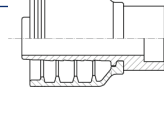
F4-1616-BRF

1616 BRAZE FEMALE
SOLID



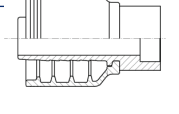
F4-2020-BRF

2020 BRAZE FEMALE
SOLID



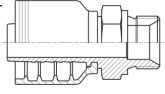
F4-2424-BRF

2424 BRAZE FEMALE
SOLID



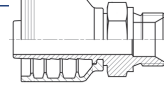
F4-1212-BPM

1212 BSPP MALE



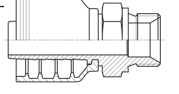
F4-1616-BPM

1616 BSPP MALE



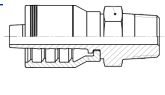
F4-2020-BPM

2020 BSPP MALE



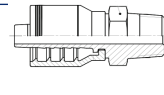
F4-1212-BTM

1212 BSPT MALE



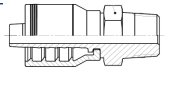
F4-1616-BTM

1616 BSPT MALE



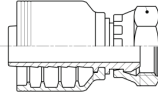
F4-2020-BTM

2020 BSPT MALE



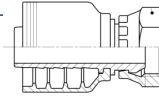
F4-0808-BFS

0808 BSPP FEMALE
SWIVEL



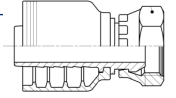
F4-1212-BFS

1212 BSPP FEMALE
SWIVEL



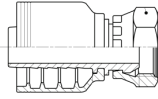
F4-1216-BFS

1216 BSPP FEMALE
SWIVEL



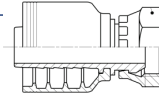
F4-1616-BFS

1616 BSPP FEMALE
SWIVEL



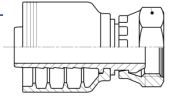
F4-1620-BFS

1616 BSPP FEMALE
SWIVEL



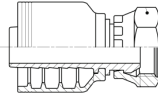
F4-2020-BFS

2020 BSPP FEMALE
SWIVEL



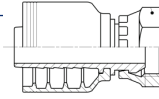
F4-2424-BFS

2424 BSPP FEMALE
SWIVEL



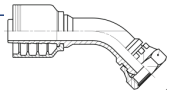
F4-3232-BFS

3232 BSPP FEMALE
SWIVEL



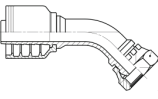
F4-0808-BSPFS45

0808 BSPP FEMALE
SWIVEL 45° BENT TUBE



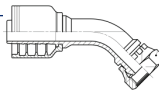
F4-1212-BSPFS45

1212 BSPP FEMALE
SWIVEL 45° BENT TUBE



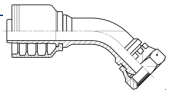
F4-1616-BSPFS45

1616 BSPP FEMALE
SWIVEL 45° BENT TUBE



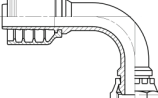
F4-2020-BSPFS45

2020 BSPP FEMALE
SWIVEL 45° BENT TUBE



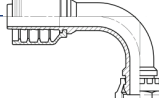
F4-0808-BSPFS90

0808 BSPP FEMALE
SWIVEL 90° BENT TUBE



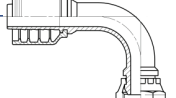
F4-1212-BSPFS90

1212 BSPP FEMALE
SWIVEL 90° BENT TUBE



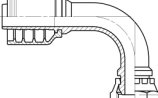
F4-1216-BSPFS90

1216 BSPP FEMALE
SWIVEL 90° BENT TUBE



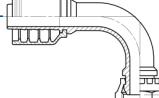
F4-1616-BSPFS90

1616 BSPP FEMALE
SWIVEL 90° BENT TUBE



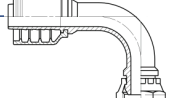
F4-1620-BSPFS90

1620 BSPP FEMALE
SWIVEL 90° BENT TUBE



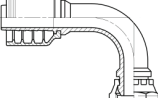
F4-2020-BSPFS90

2020 BSPP FEMALE
SWIVEL 90° BENT TUBE



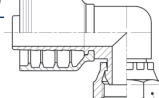
F4-2424-BSPFS90

2424 BSPP FEMALE
SWIVEL 90° BENT TUBE



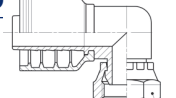
F4-1212-BSPFS90-B

1212 BSPP FEMALE
SWIVEL 90° BLOCK
BEND



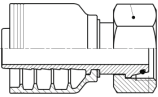
F4-1616-BSPFS90-B

1616 BSP FEMALE
SWIVEL 90° BLOCK
BEND



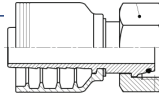
F4-1026-DLM

1026 x 1,5 DKL MALE



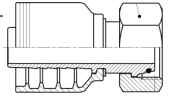
F4-1026-DLFS

1026 x 2 DKOL FEMALE
SWIVEL



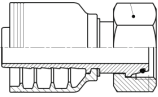
F4-1230-DLFS

1230 x 2 DKOL FEMALE
SWIVEL



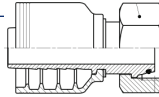
F4-1636-DLFS

1636 x 2 DKOL FEMALE
SWIVEL



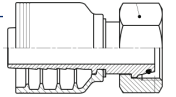
F4-2045-DLFS

2045 x 2 DKOL FEMALE
SWIVEL



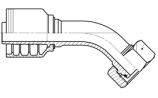
F4-2452-DLFS

2452 x 2 DKOL FEMALE
SWIVEL



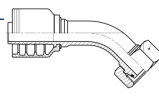
F4-1026-DLFS45

1026 x 1,5 DKOL FEMALE
SWIVEL 45° BENT TUBE



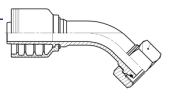
F4-1230-DLFS45

1230 x 2 DKOL FEMALE
SWIVEL 45° BENT TUBE



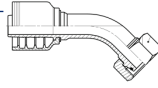
F4-1636-DLFS45

1636 x 2 DKOL FEMALE
SWIVEL 45° BENT TUBE



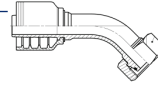
F4-2045-DLFS45

2045 x 2 DKOL FEMALE
SWIVEL 45° BENT TUBE



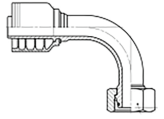
F4-2452-DLFS45

2452 x 2 DKOL FEMALE
SWIVEL 45° BENT TUBE



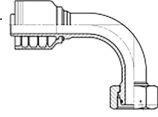
F4-1026-DLFS90

1026 x 1.5 DKOL FEMALE
SWIVEL 90° BENT TUBE



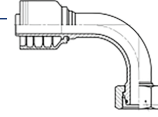
F4-1230-DLFS90

1230 x 2 DKOL FEMALE
SWIVEL 90° BENT TUBE



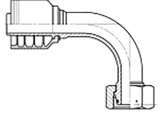
F4-1636-DLFS90

1636 x 2 DKOL FEMALE
SWIVEL 90° BENT TUBE



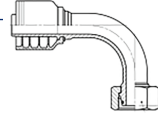
F4-2045-DLFS90

2045 x 2 DKOL FEMALE
SWIVEL 90° BENT TUBE



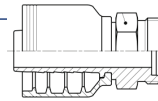
F4-2452-DLFS90

2452 x 2 DKOL FEMALE
SWIVEL 90° BENT TUBE



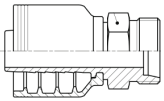
F4-0824-DHM

0824 x 1.5 DKS MALE



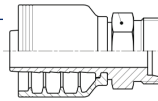
F4-1230-DHM

1230 x 2 DKS MALE



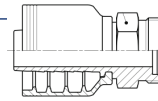
F4-1236-DHM

1236 x 2 DKS MALE



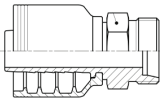
F4-1642-DHM

1642 x 2 DKS MALE



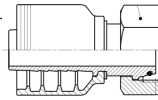
F4-2052-DHM

2052 x 2 DKS MALE



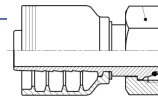
F4-0824-DHFS

0824 x 1.5 DKOS FEMALE
SWIVEL



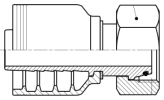
F4-1024-DHFS

1024 x 1.5 DKOS FEMALE
SWIVEL



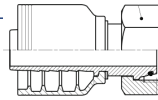
F4-1030-DHFS

1030 x 2 DKOS FEMALE
SWIVEL



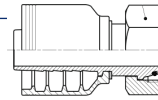
F4-1036-DHFS

1036 x 2 DKOS FEMALE
SWIVEL



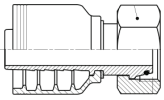
F4-1230-DHFS

1230 x 2 DKOS FEMALE
SWIVEL



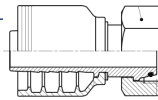
F4-1236-DHFS

1236 x 2 DKOS FEMALE
SWIVEL



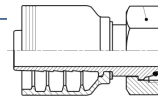
F4-1242-DHFS

1242 x 2 DKOS FEMALE
SWIVEL



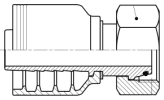
F4-1636-DHFS

1636 x 2 DKOS FEMALE
SWIVEL



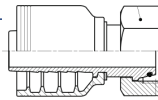
F4-1642-DHFS

1642 x 2 DKOS FEMALE
SWIVEL



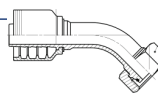
F4-2052-DHFS

2052 x 2 DKOS FEMALE
SWIVEL



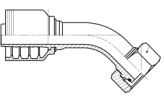
F4-0824-DHFS45

0824 x 1.5 DKOS FEMALE
SWIVEL 45° BENT TUBE



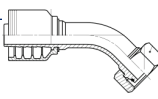
F4-1024-DHFS45

1024 x 1.5 DKOS FEMALE
SWIVEL 45° BENT TUBE



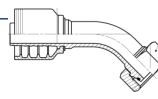
F4-1030-DHFS45

1030 x 2 DKOS FEMALE
SWIVEL 45° BENT TUBE



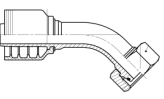
F4-1230-DHFS45

1230 x 2 DKOS FEMALE
SWIVEL 45° BENT TUBE



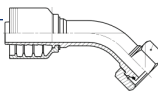
F4-1236-DHFS45

1236 x 1.5 DKOS FEMALE
SWIVEL 45° BENT TUBE



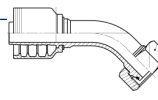
F4-1642-DHFS45

1642 x 1.5 DKOS FEMALE
SWIVEL 45° BENT TUBE



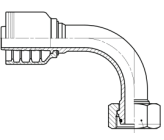
F4-2052-DHFS45

2052 x 2 DKOS FEMALE
SWIVEL 45° BENT TUBE



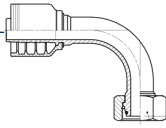
F4-0824-DHFS90

0824 x 1.5 DKOS FEMALE
SWIVEL 90° BENT TUBE



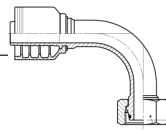
F4-1024-DHFS90

1024 x 1.5 DKOS FEMALE
SWIVEL 90° BENT TUBE



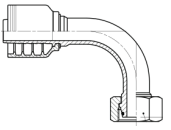
F4-1030-DHFS90

1030 x 2 DKOS FEMALE
SWIVEL 90° BENT TUBE



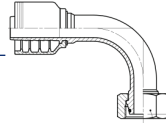
F4-1230-DHFS90

1230 x 2 DKOS FEMALE
SWIVEL 90° BENT TUBE



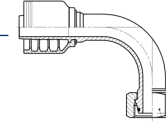
F4-1236-DHFS90

1236 x 2 DKOS FEMALE
SWIVEL 90° BENT TUBE



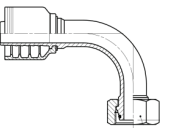
F4-1642-DHFS90

1642 x 2 DKOS FEMALE
SWIVEL 90° BENT TUBE



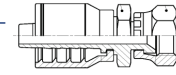
F4-2052-DHFS90

2052 x 2 DKOS FEMALE
SWIVEL 90° BENT TUBE



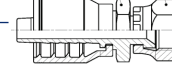
F4-1212-JISS

1212 JIS FEMALE SWIVEL
30° SEAT



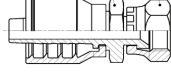
F4-1616-JISS

1616 JIS FEMALE SWIVEL
30° SEAT



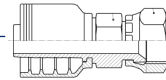
F4-2020-JISS

2020 JIS FEMALE SWIVEL
30° SEAT



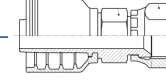
F4-0822-KFS

0822 x 1.5 KOMATSU
FEMALE SWIVEL 30°
SEAT



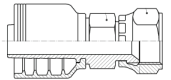
F4-1024-KFS

1024 x 1.5 KOMATSU
FEMALE SWIVEL 30°
SEAT



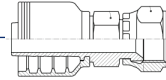
F4-1224-KFS

1224 x 1.5 KOMATSU
FEMALE SWIVEL 30°
SEAT



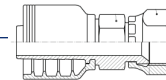
F4-1230-KFS

1230 x 1.5 KOMATSU
FEMALE SWIVEL 30°
SEAT



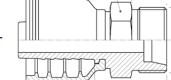
F4-1633-KFS

1633 x 1.5 KOMATSU
FEMALE SWIVEL 30°
SEAT



F4-1230-KBM

1230 x 1.5 KOBELCO
MALE 24° CONE SEAT



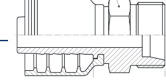
F4-1236-KBM

1236 x 1.5 KOBELCO
MALE 24° CONE SEAT



F4-1636-KBM

1636 x 1.5 KOBELCO
MALE 24° CONE SEAT



F4-1645-KBM

1645 x 1.5 KOBELCO
MALE 24° CONE SEAT

