

TEX-WASHDOWN







300PSI Washdown Hose

TEX-WASHDOWN hose is the perfect solution for conveying water up to 199°F (93°C) for washdown service in dairies, creameries, breweries, distilleries, meat packing facilities, and food processing plants. Its high-quality, white EPDM cover offers mild abrasion-, ozone-, and weather-resistance.



TECHNICAL DATA

Tube	Black, EPDM
Cover	White, EPDM
Reinforcement	Braided polyester cords
Safety Factor	4:1
Temperature	-40°F to +199°F
Branding	TEXCEL® TEX-WASHDOWN 300 PSI (20 BAR) W.P. WASHDOWN HOSE TEMP. -40F TO 199F (-40C TO 92C) 4:1 SAFETY FACTOR
Safety Note	It is recommended that all food grade hose be thoroughly flushed prior to initial use

 I.D.	 Part Number	 O.D.	 Std. Length	 Working Pressure (psi)	 Lbs./Ft.
1/2"	WASH-.5-300	58/64"	300'	300	0.25
3/4"	WASH-.75-300	1 17/64"	300'	300	0.39
1"	WASH-1.0-300	1 35/64"	300'	300	0.5